

# EVALUATION OF CERTAIN FOOD ADDITIVES AND CONTAMINANTS

Seventy-third report of the  
Joint FAO/WHO Expert Committee on  
Food Additives



Food and Agriculture  
Organization of the  
United Nations



World Health  
Organization



World Health  
Organization

# **EVALUATION OF CERTAIN FOOD ADDITIVES AND CONTAMINANTS**

Seventy-third report of the  
Joint FAO/WHO Expert Committee on  
Food Additives



Food and Agriculture  
Organization of the  
United Nations



World Health  
Organization



WHO Library Cataloguing-in-Publication Data:

Evaluation of certain food additives and contaminants: seventy-third report of the Joint FAO/WHO Expert Committee on Food Additives.

(WHO technical report series ; no. 960)

1.Food additives - analysis. 2.Food additives - toxicity. 3.Flavoring agents - analysis. 4.Flavoring agents - toxicity. 5.Diet - adverse effects. 6.Risk assessment. I.World Health Organization. II.Food and Agriculture Organization of the United Nations. III.Joint FAO/WHO Expert Committee on Food Additives. Meeting (73rd: 2010, Geneva, Switzerland). IV.Series.

ISBN 978 92 4 120960 1

(NLM classification: WA 712)

ISSN 0512-3054

© World Health Organization 2011

All rights reserved. Publications of the World Health Organization can be obtained from WHO Press, World Health Organization, 20 Avenue Appia, 1211 Geneva 27, Switzerland (tel.: +41 22 791 3264; fax: +41 22 791 4857; e-mail: [bookorders@who.int](mailto:bookorders@who.int)). Requests for permission to reproduce or translate WHO publications—whether for sale or for non-commercial distribution—should be addressed to WHO Press at the above address (fax: +41 22 791 4806; e-mail: [permissions@who.int](mailto:permissions@who.int)).

The designations employed and the presentation of the material in this publication do not imply the expression of any opinion whatsoever on the part of the World Health Organization concerning the legal status of any country, territory, city or area or of its authorities, or concerning the delimitation of its frontiers or boundaries. Dotted lines on maps represent approximate border lines for which there may not yet be full agreement.

The mention of specific companies or of certain manufacturers' products does not imply that they are endorsed or recommended by the World Health Organization in preference to others of a similar nature that are not mentioned. Errors and omissions excepted, the names of proprietary products are distinguished by initial capital letters.

All reasonable precautions have been taken by the World Health Organization to verify the information contained in this publication. However, the published material is being distributed without warranty of any kind, either expressed or implied. The responsibility for the interpretation and use of the material lies with the reader. In no event shall the World Health Organization be liable for damages arising from its use.

This publication contains the collective views of an international group of experts and does not necessarily represent the decisions or the stated policy of the World Health Organization.

Typeset in India

Printed in India

# Contents

<b>1. Introduction</b>	<b>1</b>
1.1 Declarations of interests	1
<b>2. General considerations</b>	<b>3</b>
2.1 Modification of the agenda	3
2.2 Report from the Forty-second Session of the Codex Committee on Food Additives (CCFA) and the Fourth Session of the Codex Committee on Contaminants in Foods (CCCF)	4
2.3 Principles governing the toxicological evaluation of compounds on the agenda	5
2.4 Food additive specifications	5
2.4.1 HPLC methods for subsidiary dyes and isomers in food colours	5
2.4.2 Withdrawal of specifications	5
2.4.2.1 Annatto extract (oil-processed bixin)	5
2.5 Update on the activities of GEMS/Food	5
2.6 Possible improvements in dietary exposure assessment as a consequence of increased data submissions	7
2.7 Further consideration of combined intake of flavouring agents	7
<b>3. Specific food additives (other than flavouring agents)</b>	<b>9</b>
3.1 Revision of specifications	9
3.1.1 Activated carbon	9
3.1.2 Cassia gum	9
3.1.3 Indigotine	9
3.1.4 Steviol glycosides	10
3.1.5 Sucrose esters of fatty acids	10
3.1.6 Sucrose monoesters of lauric, palmitic or stearic acid	10
3.1.7 Titanium dioxide	11
<b>4. Flavouring agents</b>	<b>13</b>
4.1 Flavouring agents evaluated by the Procedure for the Safety Evaluation of Flavouring Agents	13
4.1.1 Alicyclic ketones, secondary alcohols and related esters: additional compounds	16
4.1.2 Alicyclic primary alcohols, aldehydes, acids and related esters: additional compounds	25
4.1.3 Aliphatic acyclic and alicyclic $\alpha$ -diketones and related $\alpha$ -hydroxyketones: additional compounds	35
4.1.4 Aliphatic acyclic and alicyclic terpenoid tertiary alcohols and structurally related substances: additional compounds	43
4.1.5 Aliphatic and aromatic amines and amides: additional compounds	49
4.1.6 Aliphatic lactones: additional compounds	58

4.1.7	Aliphatic primary alcohols, aldehydes, carboxylic acids, acetals and esters containing additional oxygenated functional groups: additional compounds	71
4.1.8	Aliphatic secondary alcohols, ketones and related esters and acetals: additional compounds	92
4.1.9	Aromatic substituted secondary alcohols, ketones and related esters: additional compounds	101
4.1.10	Benzyl derivatives: additional compounds	108
4.1.11	Phenol and phenol derivatives: additional compounds	114
4.1.12	Simple aliphatic and aromatic sulfides and thiols: additional compounds	124
4.2	Specifications of identity and purity of flavouring agents	147
4.2.1	New specifications	147
4.2.2	Revision of specifications	148
4.2.2.1	4-Carvomenthol (No. 439)	148
4.2.2.2	5,6,7,8-Tetrahydroquinoxaline (No. 952)	148
5.	<b>Contaminants</b>	149
5.1	Cadmium	149
5.2	Lead	162
	<b>Acknowledgements</b>	179
	<b>References</b>	181
Annex 1	<b>Reports and other documents resulting from previous meetings of the Joint FAO/WHO Expert Committee on Food Additives</b>	185
Annex 2	<b>Tolerable intakes, other toxicological information and information on specifications</b>	201
Annex 3	<b>Further information required or desired</b>	213
Annex 4	<b>Summary of the safety evaluation of the secondary components for flavouring agents with minimum assay values of less than 95%</b>	215
Annex 5	<b>Food categories and standard portion sizes to be used in the additional method for making estimates of dietary exposure to flavouring agents</b>	223

# Seventy-third meeting of the Joint FAO/WHO Expert Committee on Food Additives

Geneva, 8–17 June 2010

## Members

- Dr M. Bolger, Center for Food Safety and Applied Nutrition, Food and Drug Administration, College Park, MD, United States of America (USA)
- Dr M. DiNovi, Center for Food Safety and Applied Nutrition, Food and Drug Administration, College Park, MD, USA
- Dr Y. Kawamura, Division of Food Additives, National Institute of Health Sciences, Tokyo, Japan
- Dr J.C. Larsen, National Food Institute, Technical University of Denmark, Søborg, Denmark
- Dr A. Mattia, Center for Food Safety and Applied Nutrition, Food and Drug Administration, College Park, MD, USA (*Chairperson*)
- Mrs I. Meyland, National Food Institute, Technical University of Denmark, Søborg, Denmark (*Vice-Chairperson*)
- Professor A. Renwick, Emeritus Professor, School of Medicine, University of Southampton, Ulverston, England (*Joint Rapporteur*)
- Dr J. Schlatter, Nutritional and Toxicological Risks Section, Federal Office of Public Health, Zurich, Switzerland
- Dr M. Veerabhadra Rao, Department of the President's Affairs, Al Ain, United Arab Emirates
- Professor R. Walker, Ash, Aldershot, Hantfordshire, England
- Mrs H. Wallin, National Food Safety Authority (Evira), Helsinki, Finland (*Joint Rapporteur*)

## Secretariat

- Dr P.J. Abbott, Biosearch Consulting, Yarralumla, Canberra, Australia (*WHO Temporary Adviser*)
- Dr A. Agudo, Catalan Institute of Oncology, L'Hospitalet de Llobregat, Spain (*WHO Temporary Adviser*)
- Dr D.C. Bellinger, Harvard Medical School Children's Hospital, Boston, MA, USA (*WHO Temporary Adviser*)

- Dr D. Benford, Food Standards Agency, London, England (*WHO Temporary Adviser*)
- Dr A. Bruno, Joint FAO/WHO Food Standards Programme, Food and Agriculture Organization of the United Nations, Rome, Italy (*FAO Codex Secretariat*)
- Dr C. Carrington, Center for Food Safety and Applied Nutrition, Food and Drug Administration, College Park, MD, USA (*WHO Temporary Adviser*)
- Mrs R. Charrondiere, Nutrition and Consumer Protection Division, Food and Agriculture Organization of the United Nations, Rome, Italy (*FAO Staff Member*)
- Dr J. Chen, Chairman of the Codex Committee on Food Additives, Chinese Centers for Disease Control and Prevention, Beijing, China (*WHO Temporary Adviser*)
- Ms S.K. Egan, Center for Food Safety and Applied Nutrition, Food and Drug Administration, College Park, MD, USA (*WHO Temporary Adviser*)
- Dr D. Folmer, Center for Food Safety and Applied Nutrition, Food and Drug Administration, College Park, MD, USA (*FAO Expert*)
- Dr S.M.F. Jeurissen, Centre for Substances and Integrated Risk Assessment, National Institute for Public Health and the Environment, Bilthoven, Netherlands (*WHO Temporary Adviser*)
- Dr F. Kayama, School of Medicine, Jichi Medical University, Tochigi, Japan (*WHO Temporary Adviser*)
- Professor S.M. Mahungu, Department of Dairy, Food Science and Technology, Egerton University, Egerton, Kenya (*FAO Expert*)
- Dr U.W. Mueller, Food Standards Australia New Zealand, Canberra, Australia (*WHO Temporary Adviser*)
- Dr B. Petersen, Exponent, Washington, DC, USA (*FAO Expert*)
- Professor S. Rath, Department of Analytical Chemistry, University of Campinas, Campinas, São Paulo, Brazil (*FAO Expert*)
- Ms M. Sheffer, Ottawa, Canada (*WHO Editor*)
- Professor I.G. Sipes, College of Medicine, University of Arizona, Tucson, AZ, USA (*WHO Temporary Adviser*)
- Dr A. Tritscher, Department of Food Safety and Zoonoses, World Health Organization, Geneva, Switzerland (*WHO Joint Secretary*)
- Dr T. Umemura, Biological Safety Research Center, National Institute of Health Sciences, Tokyo, Japan (*WHO Temporary Adviser*)
- Dr P. Verger, Department of Food Safety and Zoonoses, World Health Organization, Geneva, Switzerland (*WHO Staff Member*)
- Dr A. Wennberg, Nutrition and Consumer Protection Division, Food and Agriculture Organization of the United Nations, Rome, Italy (*FAO Joint Secretary*)
- Professor G.M. Williams, Department of Pathology, New York Medical College, Valhalla, NY, USA (*WHO Temporary Adviser*)

Monographs containing summaries of relevant data and toxicological evaluations are available from WHO under the title:

*Safety evaluation of certain food additives and contaminants.* WHO Food Additives Series, No. 64 in press.

Specifications are issued separately by FAO under the title:

*Compendium of food additive specifications.* FAO JECFA Monographs 10, 2010.



## ***Dedication***

### **Dr Paul M. Kuznesof**

It was with great sadness that the Committee noted the passing of Dr Paul M. Kuznesof. Paul served on the Committee at the thirty-fifth meeting and from the forty-first until its sixty-ninth meeting in 2008, acting as FAO rapporteur on eight occasions and as Chairperson/Vice-Chairperson of five meetings. He brought wisdom, dedication and good humour to the work of the Committee. A measure of his commitment is indicated by the fact that he continued to prepare working papers for the seventy-first meeting of the Committee even though his illness ultimately prevented his attendance. His cheerful personality and valuable contribution to the Committee will be greatly missed.

In recognition of his services, the Committee dedicated this report to the memory of Paul.

---

# 1. Introduction

The Joint FAO/WHO Expert Committee on Food Additives (JECFA) met in Geneva from 8 to 17 June 2010. The meeting was opened by Dr Asamoah-Baah, Deputy Director-General of the World Health Organization (WHO), on behalf of the Directors-General of the Food and Agriculture Organization of the United Nations (FAO) and WHO. Dr Asamoah-Baah noted the long history of the Committee, illustrating the importance of its work. He also noted that this activity was undertaken jointly with FAO from the beginning and is one of the examples of excellent collaboration between these two United Nations organizations. Dr Asamoah-Baah emphasized that the two organizations are cognizant of the important contribution by experts in providing their time and expertise to the programme. He expressed his sincere appreciation to the experts for taking time from their very busy daily work schedules to prepare for and participate in these expert meetings. Dr Asamoah-Baah then informed the Committee about the recent World Health Assembly at which food safety was discussed. The large interest expressed in this topic reflects the global nature of and the increasing importance given to food safety by Member States. He also noted the increasing need by countries to have access to objective and clear advice on food safety matters.

## 1.1 Declarations of interests

The Secretariat informed the Committee that all experts participating in the seventy-third meeting had completed declaration of interest forms and that no conflicts had been identified. The following declared interests and potential conflicts were discussed by the Committee. Professor Glenn Sipes serves on a scientific expert panel of the Research Institute of Fragrance Materials; Dr Josef Schlatter, Professor Gary Williams, Dr Barbara Petersen and Professor Andrew Renwick have consulted on steviol glycosides or related compounds and did not contribute to the discussions on these compounds, although these discussions related only to revisions of specifications. Professor Renwick consulted for several food manufacturers, but none of the consultancies were related to any of the compounds on the agenda (exception mentioned above).



---

## 2. General considerations

As a result of the recommendations of the first Joint FAO/WHO Conference on Food Additives, held in September 1955 (1), there have been 72 previous meetings of the Committee (Annex 1). The present meeting was convened on the basis of a recommendation made at the seventy-second meeting (Annex 1, reference 199).

The tasks before the Committee were:

- to elaborate further principles for evaluating the safety of food additives, flavouring agents and contaminants in food (section 2);
- to review and prepare specifications for certain food additives (section 3 and Annex 2);
- to undertake toxicological evaluations of certain flavouring agents (section 4 and Annex 2);
- to undertake toxicological evaluations of certain contaminants in food (section 5 and Annex 2).

### 2.1 Modification of the agenda

When discussing the food additive sucrose esters of fatty acids produced from vinyl esters, the Committee decided to name this food additive sucrose monoesters of lauric, palmitic or stearic acid and to prepare a separate specifications monograph, as the impurities differed from those considered in the existing specifications of sucrose esters of fatty acids.

The revision of the specifications monographs of  $\beta$ -apo-8'-carotenal,  $\beta$ -apo-8'-carotenoic acid ethyl ester and  $\beta$ -carotene (synthetic) was deferred to a future meeting, pending submission of data requested.

The food additive titanium dioxide was added to the agenda for revision of the specifications. Seven flavouring agents (Nos 2070–2076) were proposed for evaluation as additions to the previously evaluated group of saturated aliphatic acyclic secondary alcohols, acetals and related esters. However, only four of the seven flavouring agents (Nos 2070 and 2072–2074) are in

accordance with the group name. As all seven flavouring agents fit better into the previously evaluated group of aliphatic secondary alcohols, ketones and related esters, all substances were evaluated as additions to this group, and the group name was extended to include the acetals.

Flavour No. 2043, 2-aminoacetophenone, was on the agenda to be evaluated in the group of aromatic substituted secondary alcohols, ketones and related esters. Although the compound fulfils some of the structural requirements for this group, the main toxicologically relevant structural feature is the amino group; hence, the compound was not evaluated and should be evaluated in the future in the group of aliphatic and aromatic amines and amides.

Flavour No. 2069, (±)-2-phenyl-4-methyl-2-hexenal, was on the agenda to be evaluated in the group of benzyl derivatives. However, as it does not meet the structural requirements for this group, the compound was not evaluated at this meeting.

## **2.2 Report from the Forty-second Session of the Codex Committee on Food Additives (CCFA) and the Fourth Session of the Codex Committee on Contaminants in Foods (CCCF)**

The Chairperson of the CCFA, Dr Junshi Chen, informed the Committee about the principal achievements and outputs of the Forty-second Session of CCFA. CCFA had forwarded 123 food additive provisions to the Codex Alimentarius Commission for adoption. In addition, amendments to the International Numbering System for Food Additives (2) and to names and descriptors of some food categories of the Codex General Standard for Food Additives (3)—namely, food categories 06.0, 06.2 and 06.2.1—were proposed for adoption. As well, 28 new and revised specifications for the identity and purity of food additives, prepared by the seventy-first meeting of the Committee, were proposed for adoption as Codex specifications. CCFA finalized work on the Guidelines on Substances Used as Processing Aids (4), which were forwarded to the Commission for adoption.

CCFA also took action as a result of various changes in acceptable daily intake (ADI) status and other toxicological recommendations arising from the seventy-first meeting of the Committee and agreed on a list of priority compounds to be evaluated by JECFA.

Ms Annamaria Bruno of the Codex Secretariat informed the Committee about the principal achievements and outputs of the Fourth Session of CCCF. CCCF considered the conclusions of the assessments of the seventy-second meeting of the Committee. CCCF agreed to initiate new work on maximum limits for deoxynivalenol (DON) in cereals and cereal products. With regard to acrylamide, CCCF agreed to encourage the use of the Code of Practice for

the Reduction of Acrylamide in Foods; to recommend further research on mitigation measures and their impact on acrylamide production; and to reconsider work on acrylamide in the future to allow sufficient time for the implementation of the Code of Practice.

CCCCF agreed to develop discussion papers on arsenic in rice and on furan and agreed on a priority list of substances for evaluation by JECFA.

## **2.3 Principles governing the toxicological evaluation of compounds on the agenda**

In making recommendations on the safety of food additives and contaminants, the Committee took into consideration the principles established and contained in the new publication, Environmental Health Criteria, No. 240, *Principles and methods for the risk assessment of chemicals in food*, published in 2009 (5).

## **2.4 Food additive specifications**

### **2.4.1 HPLC methods for subsidiary dyes and isomers in food colours**

The Committee at its current meeting noted the need for high-performance liquid chromatographic (HPLC) methods for the separation and quantification of subsidiary dyes and isomers in food colours to replace the paper chromatographic method in Volume 4 of the *Combined compendium of food additive specifications* (Annex 1, reference 180). Producers of food colours, industries and organizations are encouraged to notify the FAO JECFA Secretariat of appropriate methods.

### **2.4.2 Withdrawal of specifications**

#### **2.4.2.1 Annatto extract (oil-processed bixin)**

During its sixty-seventh meeting (Annex 1, reference 184), the Committee prepared tentative specifications for annatto extract (oil-processed bixin) and requested information on chemical characterization of the non-colouring matter compounds. The Committee also decided that the tentative specifications would be withdrawn if sufficient information was not received before the end of 2008. As this information had not been received, the Committee decided to withdraw the existing tentative specifications.

## **2.5 Update on the activities of GEMS/Food**

The Global Environment Monitoring System – Food Contamination Monitoring and Assessment Programme (GEMS/Food) is composed of 1) a

network of about 140 national contact points submitting data to WHO, 2) a database on chemical occurrence and exposure, 3) the GEMS/Food consumption cluster diets, 4) a training course on total diet studies (TDSs) for capacity building and 5) the monitoring of human milk for persistent organic pollutants (POPs). In order to improve both the networking and the GEMS/Food database, the following changes are proposed by WHO:

- *Modification of the status for data providers:* Currently, data collection for GEMS/Food is performed by an informal network of institutions. In order to improve overall network collaboration, the institutions submitting data will be encouraged to obtain official status as National Institutions recognized by WHO (National GEMS/Food Centres or NGCs). This process has begun with about 50 institutions around the world, which will then be able to develop multilateral collaborations with other data providers as well as with the WHO GEMS/Food Collaborating Centres, which also deal with methodological developments and training.
- *Update of the information technology system for data submission:* The submission of data to the GEMS/Food database is currently done electronically via software (OPAL) installed locally at each of the National Institutions. Because of the difficulties in updating such a system, a web-based system (OPAL-web) will be developed. The NGCs can then upload XML or Excel files directly into the GEMS/Food database via the WHO web site.
- *Development of a common food classification system for data exchange:* The GEMS/Food database is based on the Codex Classification of Foods and Animal Feed, which includes mainly primary food products. This classification often does not fit the purpose of preparing dietary exposure assessments, which include processed foodstuffs. The key issue will be to determine the adequate level of specificity for each category. It has been noted that the European Food Safety Authority (EFSA) is currently undertaking a revision of food groupings and codings, with which the GEMS/Food groups should be harmonized as appropriate.

WHO has recently set up two working groups to consider occurrence data and food consumption data, respectively. The conclusions and recommendations of these working groups will be used to improve GEMS/Food with regard to data submission, storage and interchange.

The Committee also recommends improving web access to the GEMS/Food database and allowing data extraction.

## 2.6 Possible improvements in dietary exposure assessment as a consequence of increased data submissions

JECFA evaluated the safety of cadmium at its sixteenth and several subsequent meetings (e.g. at its fifty-fifth meeting in 2000; Annex 1, reference 149). In 2000, the international estimates of dietary exposure were based on the combination of the five GEMS/Food regional diets with a set of about 6000 analytical results on cadmium concentrations. At the current meeting, the evaluation was based on more than 150 000 analytical results on cadmium concentrations and on national dietary exposures using individual food consumption surveys. In general, the increased data availability illustrated by the above cadmium example enables the preparation of improved dietary exposure assessments and allows a stochastic approach to or stochastic modelling of dietary exposures instead of point estimates. This shift would imply that, in general:

- the handling of censored data (i.e. below the limit of detection [LOD] or limit of quantification [LOQ]), which can have a major impact on exposure estimates, needs additional consideration;
- the collection of food consumption data from individuals, including children, needs to be one of the objectives of GEMS/Food. This would be in addition to the collection of data for the consumption cluster diets;
- data collected should include information on the data source, the purpose of data collection and the representativeness of the analysed samples. Information should also be given on analytical techniques and sample preparation;
- the kinetics of elimination for chemicals with a long half-life in the human body is part of the process of establishing health-based guidance values and needs to be integrated as well in the dietary exposure assessment;
- guidelines on the application of stochastic modelling by the Committee should be developed, as well as software allowing this modelling. A stochastic approach to combine data on food consumption with data on food composition needs to be implemented.

## 2.7 Further consideration of combined intakes of flavouring agents

At the sixty-eighth meeting (Annex 1, reference 187), the Committee decided that the safety assessment of possible combined intakes of flavouring agents should be based on the combined exposure to a common metabolite (on a molecular weight basis) or to a homologous series. For each common metabolite or homologous series, the intake estimates for about four or five flavouring agents with the highest intakes are summed. Following the introduction



of the single portion exposure technique (SPET) for dietary exposure assessment of flavouring agents, the Committee concluded at the sixty-ninth meeting (Annex 1, reference 190) that the maximized survey-derived intake (MSDI) values should be used for calculating the combined intake.

The calculated combined intake is compared with the threshold of concern for the structural class of the common metabolite or the highest structural class relevant to the homologous series. When considering the combined intake for additional flavouring agents evaluated at the present meeting, the Committee recognized the amount of work required to develop data on combined intake and recommended that screening assessments should be used to determine whether such data are necessary. The Committee recommends that the following screening assessments should be used:

1. Many of the MSDIs for additional groups of flavouring agents are very low. Evaluation of combined intake is not necessary if the highest MSDI value in the additional group is less than 20 µg/day, because the combined intake for the highest four or five intakes would not exceed the lowest threshold of concern (90 µg/day for structural class III).
2. When an additional group contains compounds with low MSDIs compared with flavouring agents in the same group evaluated previously, consideration of combined intake is not necessary because it can be concluded that the additional flavouring agents would not contribute significantly to the combined intake of the flavouring group.
3. If the highest MSDI value in an additional group of flavouring agents is greater than 20 µg/day, then identification of a common metabolite or homologous series should be undertaken, but calculation of the combined intake would not be necessary if the highest MSDI is less than 20% of the relevant threshold of concern, because the combined intake for the highest four or five intakes would not exceed the relevant threshold of concern.

---

### 3. Specific food additives (other than flavouring agents)

The Committee revised the specifications for seven food additives. Information on the specifications is summarized in Annex 2. Details of information required for certain substances are given in Annex 3.

#### 3.1 Revision of specifications

##### 3.1.1 *Activated carbon*

The Committee at its thirty-seventh meeting (Annex 1, reference 94) prepared specifications for activated carbon and included test methods for the determination of alcohol-soluble substances and higher aromatic compounds. At its current meeting, the Committee recognized that these methods were in need of revision. The specifications were revised accordingly.

##### 3.1.2 *Cassia gum*

The seventy-first meeting of the Committee (Annex 1, reference 196) prepared tentative specifications for cassia gum. In order to be able to remove the tentative status, the Committee requested a suitable method for the determination of anthraquinones at a level of less than 0.5 mg/kg in cassia gum. An HPLC method for the determination of anthraquinones was submitted. The Committee revised the specifications and removed the tentative designation.

##### 3.1.3 *Indigotine*

The Committee was informed of an error in the current specifications for indigotine, under method of assay, for the determination of isomer content by HPLC. The Committee revised the existing specifications by introducing an HPLC method for the determination of the main component, its isomer and subsidiary colouring matter. The paper chromatographic method for subsidiary colouring matter was removed.

#### 3.1.4 ***Steviol glycosides***

The Committee was requested to add two new steviol glycosides, rebaudiosides D and F, to the seven named steviol glycosides in the existing specifications. The specifications were revised to include the new steviol glycosides as requested, and the method of assay was revised accordingly.

#### 3.1.5 ***Sucrose esters of fatty acids***

The Committee revised the existing method of assay for sucrose esters of fatty acids to correspond with the method of assay used for sucrose oligoesters type I and type II.

#### 3.1.6 ***Sucrose monoesters of lauric, palmitic or stearic acid***

The Committee was requested to consider the inclusion of sucrose esters of fatty acids manufactured by the reaction of sucrose with vinyl esters of lauric, palmitic or stearic acid within the existing specifications monograph for sucrose esters of fatty acids. However, the Committee noted that the new sucrose esters were different from those covered by the existing specifications monograph for sucrose esters of fatty acids in terms of starting materials, manufacturing process, composition and potential impurities. The Committee therefore decided that it was more appropriate to establish new specifications for the new sucrose esters under the name “sucrose monoesters of lauric, palmitic or stearic acid”.

When establishing these new specifications, the Committee considered the toxicology of the potential impurities resulting from the use of the new sucrose esters, based on a proposed limit of 10 mg/kg for vinyl laurate, vinyl palmitate and vinyl stearate, a proposed limit of 1 mg/kg for acetaldehyde and a worst-case maximum level of 20 mg/kg for *p*-methoxyphenol in the new sucrose esters.

The proposed limit of 10 mg/kg for the vinyl esters would result in an estimated dietary exposure of 0.0026 mg/day (0.001% of the dietary exposure of the corresponding sucrose monoester, i.e. 260 mg/day). The vinyl esters would be hydrolysed in the intestine to release vinyl alcohol, which would immediately tautomerize to acetaldehyde in amounts of less than 0.001 mg/day. The amounts of acetaldehyde formed (equivalent to less than 0.000 02 mg/kg body weight [bw] per day) are not a safety concern, as there is a margin of exposure of more than 1 million between this value and the no-observed-adverse-effect level (NOAEL) of 125 mg/kg bw per day for acetaldehyde in a 28-day toxicity study in rats (6).

The proposed limit of 1 mg/kg for acetaldehyde would result in an estimated dietary exposure of 0.000 26 mg/day (0.0001% of that of the corresponding sucrose monoester). This amount of acetaldehyde is equivalent to 0.000 004 mg/kg bw per day and is not a safety concern, as there is a margin of exposure of more than 10 million between this value and the NOAEL of 125 mg/kg bw per day for acetaldehyde in a 28-day toxicity study in rats (6).

The levels of *p*-methoxyphenol reported in batches of sucrose esters of lauric, palmitic and stearic acids (<0.0001%) would give an estimated dietary exposure of <0.000 26 mg/day. A *p*-methoxyphenol concentration of 20 mg/kg is used in the vinyl esters. Even if all of the *p*-methoxyphenol were to be present in the final product, the estimated dietary exposure would be less than 0.005 mg/day. Such amounts of *p*-methoxyphenol are not a safety concern because of its simple structure, its low potential for toxicity and its predicted rapid urinary excretion following metabolism by conjugation with glucuronic acid and sulfate. As a result, the Committee decided that a limit for *p*-methoxyphenol was not necessary.

When considering sucrose oligoesters type I and II at the seventy-first meeting (Annex 1, reference 196), the Committee noted that type I sucrose oligoesters contained 80–100% monoesters to triesters. These esters were included within the group ADI of 0–30 mg/kg bw for sucrose esters of fatty acids, sucroglycerides and sucrose oligoesters type I and type II, and this group ADI would also apply to sucrose monoesters of lauric, palmitic or stearic acid. The Committee prepared new specifications, including an assay for the total content of sucrose esters, the content of monoesters, as well as limits and analytical methods for vinyl laurate, vinyl palmitate, vinyl stearate and acetaldehyde.

The specifications were made tentative pending the submission of a test method capable of distinguishing sucrose monoesters of lauric, palmitic or stearic acid from sucrose esters of fatty acids. The tentative specifications will be withdrawn if the requested data are not received by the end of 2011.

### 3.1.7 ***Titanium dioxide***

The Committee at its seventy-first meeting (Annex 1, reference 196) revised the specifications for titanium dioxide. At its current meeting, the Committee noted that the assay method was in need of a minor revision. The specifications were revised accordingly.



---

## 4. Flavouring agents

### 4.1 Flavouring agents evaluated by the Procedure for the Safety Evaluation of Flavouring Agents

#### ***Assignment to structural class***

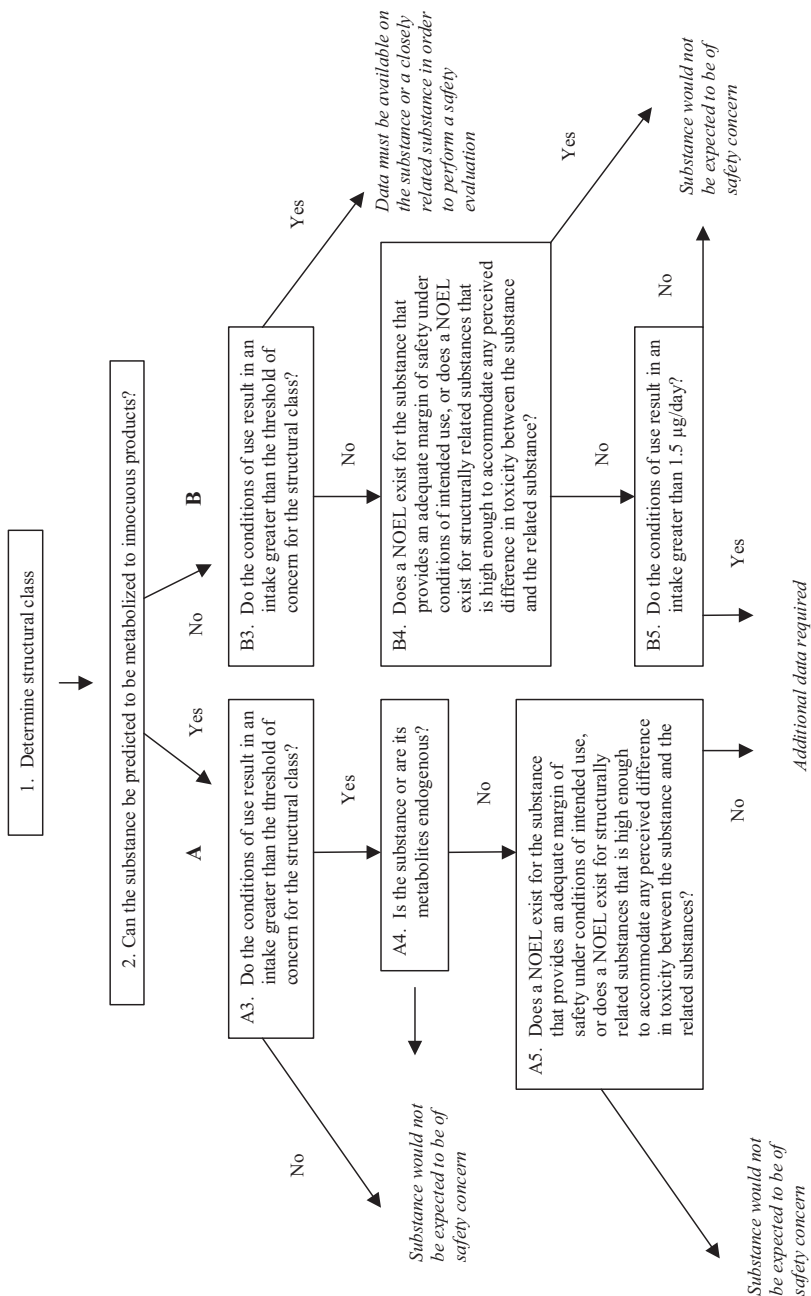
Twelve groups of flavouring agents were evaluated using the Procedure for the Safety Evaluation of Flavouring Agents as outlined in [Figure 1](#) (Annex 1, references 116, 122, 131, 137, 143, 149, 154, 160, 166, 173 and 178). In applying the Procedure, the chemical is first assigned to a structural class as identified by the Committee at its forty-sixth meeting (Annex 1, reference 122). The structural classes are as follows:

- *Class I.* Flavouring agents that have simple chemical structures and efficient modes of metabolism that would suggest a low order of toxicity by the oral route.
- *Class II.* Flavouring agents that have structural features that are less innocuous than those of substances in class I but are not suggestive of toxicity. Substances in this class may contain reactive functional groups.
- *Class III.* Flavouring agents that have structural features that permit no strong initial presumption of safety or may even suggest significant toxicity.

A key element of the Procedure involves determining whether a flavouring agent and the product(s) of its metabolism are innocuous and/or endogenous substances. For the purpose of the evaluations, the Committee used the following definitions, adapted from the report of its forty-sixth meeting (Annex 1, reference 122):

- *Innocuous metabolic products* are defined as products that are known or readily predicted to be harmless to humans at the estimated dietary exposure to the flavouring agent.

**Figure 1**  
**Procedure for the Safety Evaluation of Flavouring Agents**



- *Endogenous substances* are intermediary metabolites normally present in human tissues and fluids, whether free or conjugated; hormones and other substances with biochemical or physiological regulatory functions are not included. The estimated dietary exposure to a flavouring agent that is, or is metabolized to, an endogenous substance should be judged not to give rise to perturbations outside the physiological range.

## ***Assessment of dietary exposure***

### ***Maximized survey-derived intake (MSDI)***

Estimates of the dietary exposure to flavouring agents by populations are based on annual volumes of production. These data were derived from surveys in Europe, Japan and the USA. Manufacturers were requested to exclude use of flavouring agents in pharmaceutical, tobacco or cosmetic products when compiling these data. When using these production volumes to estimate dietary exposures, a correction factor of 0.8 is applied to account for under-reporting.

$$\text{MSDI } (\mu\text{g/day}) = \frac{\text{annual volume of production (kg)} \times 10^9 (\mu\text{g/kg})}{\text{population of consumers} \times 0.8 \times 365 \text{ days}}$$

The population of consumers was assumed to be  $32 \times 10^6$  in Europe,  $13 \times 10^6$  in Japan and  $28 \times 10^6$  in the USA.

### ***Single portion exposure technique (SPET)***

The SPET was developed by the Committee at its sixty-seventh meeting (Annex 1, reference 184) to account for presumed patterns of consumer behaviour with respect to food consumption and the possible uneven distribution of dietary exposures among consumers of foods containing flavouring agents. It is based on reported use levels supplied by the industry. This single portion-derived estimate was designed to account for individuals' brand loyalty to food products and for niche products that would be expected to be consumed by only a small proportion of the population. Its use in the Procedure was endorsed at the sixty-ninth meeting of the Committee (Annex 1, reference 190) to render the safety assessment more robust, replacing the sole use of MSDI estimates with the higher of the highest MSDI or the SPET estimate as the exposure estimate in the decision-tree. The Committee also agreed that it would not be necessary to re-evaluate flavouring agents that had already been assessed previously using the Procedure.

The SPET provides an estimate of dietary exposure for an individual who consumes a specific food product containing the flavouring agent every day. The SPET combines an average (or usual) added use level provided by the flavour industry with a standard portion size from 75 predefined food



categories as described by the Committee at its sixty-seventh meeting. The standard portion is taken to represent the mean food consumption for consumers of these food categories. Among all the food categories with a reported use level, the calculated dietary exposure from the single food category leading to the highest dietary exposure from one portion is taken as the SPET estimate:

$$\text{SPET } (\mu\text{g/day}) = \text{standard portion size of food category } i \text{ (g/day)} \times \text{use level for food category } i \text{ } (\mu\text{g/g})$$

The highest result is used in the evaluation.

The use level data provided by industry for each flavouring agent evaluated at this meeting and used in the SPET calculations are available on the WHO JECFA web site at <http://www.who.int/ipcs/publications/jecfa/en/>.

#### 4.1.1 ***Alicyclic ketones, secondary alcohols and related esters: additional compounds***

The Committee evaluated 12 additional flavouring agents that are members of a group entitled alicyclic ketones, secondary alcohols and related esters. The additional flavouring agents included one saturated alicyclic ketone (No. 2050), two unsaturated alicyclic ketones (Nos 2049 and 2052), one alicyclic diether (No. 2051), one alicyclic secondary ester (No. 2053), one alicyclic  $\alpha$ -hydroxy ketone (No. 2054), two unsaturated alicyclic keto-esters (Nos 2055 and 2056), one tri-unsaturated alicyclic ketone (No. 2057), one di-unsaturated alicyclic keto-hydroxy-diol (No. 2058) and two di-unsaturated bicyclic keto-ethers (Nos 2059 and 2060). The evaluations were conducted according to the Procedure for the Safety Evaluation of Flavouring Agents (see Fig. 1; Annex 1, reference 131). None of these flavouring agents has been evaluated previously.

The Committee previously evaluated 25 other members of this group of flavouring agents at its fifty-ninth meeting (Annex 1, reference 160). The Committee concluded that all 25 flavouring agents in that group were of no safety concern based on estimated dietary exposures.

Four of the 12 flavouring agents (Nos 2052, 2054, 2057 and 2058) in this group have been reported to occur naturally and can be found in honey, black teas, green and roasted mate, tomatoes and tomato juice, starfruit, clams, coffee, hazelnuts and grapefruit juice.

#### ***Assessment of dietary exposure***

The total annual volumes of production of the 12 alicyclic ketones, secondary alcohols and related esters are approximately 0.4 kg in the USA and 18 kg in Japan. Approximately 55% of the total annual volume of production in Japan

is accounted for by one substance in this group—namely, cyclotene butyrate (No. 2056).

The estimated dietary exposures for each flavouring agent, calculated either as the MSDI or using the SPET, are reported in [Table 1](#). The estimated daily dietary exposure is greatest for (–)-8,9-dehydrotheaspirone (No. 2059) (4000 µg, the SPET value obtained from milk [dairy] and other fermented milk products). For the other flavouring agents, the estimated daily dietary exposures range from 0.01 to 600 µg, with the SPET yielding the highest estimates.

### ***Absorption, distribution, metabolism and elimination***

The esters in this group (Nos 2053 and 2055–2056) and the ketal (No. 2051) are predicted to be hydrolysed to their corresponding alcohols and carboxylic acids by carboxylesterases found in abundance in hepatocytes. The resulting alicyclic secondary alcohols can be interconverted enzymatically with the corresponding ketone *in vivo*. The principal detoxication pathway involves reduction of the ketone to yield the corresponding secondary alcohol, which is conjugated with glucuronic acid and excreted mainly in the urine. Side-chain oxidation, glutathione conjugation of  $\alpha,\beta$ -unsaturated ketones and hydrogenation of endocyclic or exocyclic double bonds are other elimination pathways involved. Polar oxygenated metabolites are excreted primarily in the urine, either unchanged or as conjugates.

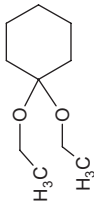
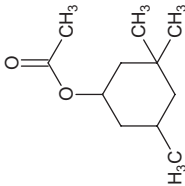
The alicyclic ketones in this group (Nos 2049–2050, 2052 and 2054–2060) are likely to be reduced to the corresponding secondary alcohol and excreted primarily as the glucuronic acid conjugate. If a double bond is present, it may be reduced to the corresponding dihydro- derivative. For metabolites excreted into the bile, reduction of the double bond may occur, mediated by the gut microflora. Endocyclic double bonds (Nos 2052 and 2055–2060) are more prone to reduction compared with exocyclic double bonds (Nos 2049 and 2057–2058). In addition to reductive pathways, alicyclic ketones containing an alkyl or alicyclic side-chain (Nos 2049, 2050 and 2054–2060) may undergo oxidation of the side-chain to form polyoxygenated metabolites, which are excreted as the glucuronic acid or sulfate conjugates in the urine and, to a lesser extent, in the faeces.

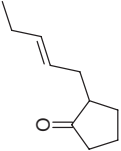
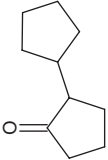
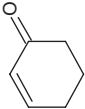
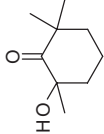
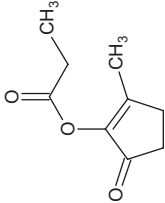
### ***Application of the Procedure for the Safety Evaluation of Flavouring Agents***

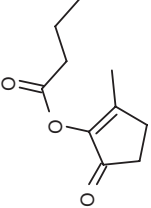
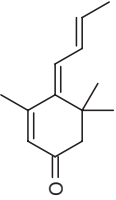
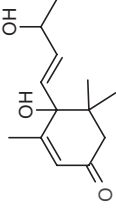
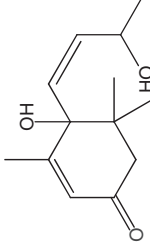
*Step 1.* In applying the Procedure for the Safety Evaluation of Flavouring Agents to the above-mentioned flavouring agents, the Committee assigned two flavouring agents (Nos 2051 and 2053) to structural class I, eight flavouring agents (Nos 2049, 2050, 2052 and 2054–2058) to structural class II and two flavouring agents (Nos 2059 and 2060) to structural class III.

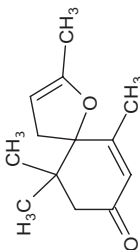
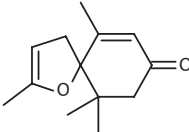
Table 1

**Summary of the results of the safety evaluations of alicyclic ketones, secondary alcohols and related esters used as flavouring agents<sup>a,b,c</sup>**

Flavouring agent	No.	CAS No. and structure	Step A3/B3 <sup>d</sup> Does intake exceed the threshold for human intake?	Are additional data available for substances with an estimated intake exceeding the threshold of concern? <sup>e</sup>	Comments on predicted metabolism	Conclusion based on current estimated dietary exposure
Structural class I Cyclohexanone diethyl ketal	2051	1670-47-9 	A3. No, SPET: 400	NR	Note 1	No safety concern
3,3,5-Trimethylcyclohexyl acetate	2053	67859-96-5 	A3. No, SPET: 150	NR	Note 1	No safety concern

Structural class II						
2-( <i>trans</i> -2-Pentenyl) cyclopentanone	2049	51608-18-5		A3. No, SPET: 450	NR	Note 2  No safety concern
2-Cyclopentylcyclopentanone	2050	4884-24-6		A3. No, SPET: 400	NR	Note 2  No safety concern
2-Cyclohexenone	2052	930-68-7		A3. No, SPET: 200	NR	Note 3  No safety concern
2,6,6-Trimethyl-2- hydroxycyclohexanone	2054	7500-42-7		A3. No, SPET: 300	NR	Note 4  No safety concern
Cyclotene propionate	2055	87-55-8		A3. No, SPET: 300	NR	Note 1  No safety concern

Cyclotene butyrate	2056 68227-51-0	A3. No, SPET: 200	NR	Note 1	No safety concern
					
4-(2-Butenylidene)-3,5,5-trimethylcyclohex-2-en-1-one (mixture of isomers)	2057 13215-88-8	A3. No, SPET: 300	NR	Notes 2 and 3	No safety concern
					
					
4-Hydroxy-4-(3-hydroxy-1-butyl)-3,5,5-trimethyl-cyclohexen-1-one (mixture of isomers)	2058 24427-77-8	A3. No, SPET: 300	NR	Notes 2 and 3	No safety concern
					
					

Structural class III					
(-)-8,9-Dehydrotheaspiron	2059 85248-56-2		B3. Yes, SPET: 4000	The NOAEL of 60 mg/kg bw per day in a 28-day oral study in rats for the structural analogue No. 2060 is 900 (based on the SPET) and > 1 million (based on the MSDI) times the estimated daily dietary exposure to No. 2059 when used as a flavouring agent.	Notes 2 and 3 No safety concern
(±)-2,6,10,10-Tetramethyl-1-oxaspiro[4.5]deca-2,6-dien-8-one	2060 80722-28-7		B3. Yes, SPET: 600	The NOAEL of 60 mg/kg bw per day in a 28-day oral study in rats for No. 2060 is at least 6000 times its estimated daily dietary exposure when used as a flavouring agent.	Notes 2 and 3 No safety concern

CAS, Chemical Abstracts Service; NR, not required for evaluation because consumption of the flavouring agent was determined to be of no safety concern at step A3 of the Procedure.

<sup>a</sup> Twenty-five flavouring agents in this group were previously evaluated by the Committee (Annex 1, reference 161).

<sup>b</sup> *Step 1*: Two flavouring agents in this group (Nos 2051 and 2053) are in structural class I. Eight flavouring agents in this group (Nos 2049, 2050, 2052 and 2054-2058) are in structural class II. Two flavouring agents in this group (Nos 2059 and 2060) are in structural class III.

<sup>c</sup> *Step 2*: Ten agents in this group (Nos 2049-2058) are expected to be metabolized to innocuous products. Two agents (Nos 2059 and 2060) are not expected to be metabolized to innocuous products.

<sup>d</sup> The thresholds for human intake for structural classes I, II and III are 1800, 540 and 90 µg/day, respectively. All intake values are expressed in µg/day. Either the highest SPET estimate or the MSDI estimates, if at least one is higher than the highest SPET estimate, are given in the table.

<sup>e</sup> The margin of safety was calculated based on the highest daily dietary exposure calculated either by the SPET or as the MSDI.

**Notes:**

1. Metabolized by hydrolysis of ester, glucuronic acid conjugation of the resulting alicyclic alcohol and complete oxidation of the carboxylic acid and/or reduction of the ketone, resulting from ketal hydrolysis, to an alcohol, which would be conjugated and excreted.
2. Metabolized by reduction of the ketone and alkyl side-chain oxidation and excretion.
3. Metabolized by reduction of the ketone functional group, followed by glucuronic acid conjugation of the resulting alcohol and glutathione conjugation of the parent ketone.
4. Metabolized by reduction of the ketone, followed by glucuronic acid conjugation of the corresponding alcohol.

*Step 2.* Ten flavouring agents in this group (Nos 2049–2058) are expected to be metabolized to innocuous products. The evaluation of these flavouring agents therefore proceeded via the A-side of the Procedure. Two of the flavouring agents in this group (Nos 2059 and 2060) cannot be predicted to be metabolized to innocuous products. The evaluation of these two flavouring agents therefore proceeded via the B-side of the Procedure.

*Step A3.* The highest estimated daily intakes of the two flavouring agents in structural class I are below the threshold of concern (i.e. 1800 µg/day for class I). The highest estimated daily intakes of the eight flavouring agents in structural class II are below the threshold of concern (i.e. 540 µg/day for class II). The safety of these 10 flavouring agents raises no concern at current estimated dietary exposures.

*Step B3.* The highest estimated daily intakes of the two flavouring agents in structural class III (Nos 2059 and 2060) are above the threshold of concern (i.e. 90 µg/day for class III). Accordingly, additional data are necessary for the evaluation of these flavouring agents.

*Consideration of flavouring agents with high exposure evaluated via the B-side of the decision-tree:*

Additional data were evaluated for (–)-8,9-dehydrotheaspirone (No. 2059) and (±)-2,6,10,10-tetramethyl-1-oxaspiro[4.5]deca-2,6-dien-8-one (No. 2060), as the estimated intakes exceeded the threshold of concern for structural class III (90 µg/day).

A NOAEL of 60 mg/kg bw per day for (±)-2,6,10,10-tetramethyl-1-oxaspiro[4.5]deca-2,6-dien-8-one (No. 2060) was identified in a 28-day oral study. In this study, doses of 12, 60 or 300 mg/kg bw per day were administered by gavage to rats (10 of each sex per dose). No changes attributable to No. 2060 were reported for body weight, food or water consumption, haematological examination or urinalyses. Some behavioural/motor effects were observed at 300 mg/kg bw per day. Changes in serum enzyme activities and cholesterol and triglyceride levels were reported at the end of the study in those rats treated with the 300 mg/kg bw per day dose. An increase in liver weight was reported for females only at 60 mg/kg bw per day. This change was considered non-adverse and led to the designation of 60 mg/kg bw per day as the NOAEL. This NOAEL provides a margin of safety of 6000 in relation to the highest estimated dietary exposure to No. 2060 (SPET = 600 µg/day) when used as a flavouring agent.

(–)-8,9-Dehydrotheaspirone (No. 2059) is a close structural analogue of (±)-2,6,10,10-tetramethyl-1-oxaspiro[4.5]deca-2,6-dien-8-one (No. 2060), and toxicological studies on that compound can be used for the evaluation of No. 2059. The NOAEL of 60 mg/kg bw per day provides a margin of safety



of 900 in relation to the highest estimated dietary exposure to No. 2059 (SPET = 4000 µg/day) when used as a flavouring agent. The Committee noted that the margin of safety of 900 between the SPET estimate for No. 2059 and the NOAEL for No. 2060 is lower than the value of 1000, which was proposed as an adequate margin of safety for flavouring agents on the B-side of the decision-tree at the forty-fourth meeting of the Committee (Annex 1, reference 116). The value of 1000 was based on the comparison of the NOAEL with the MSDI. The Committee noted that the margin of safety for No. 2059 based on the MSDI of 0.02 µg/day and the NOAEL of 60 mg/kg bw per day for No. 2060 exceeds 1 million and concluded that the values of 900 (based on the SPET) and greater than 1 million (based on the MSDI) provided an adequate margin of safety.

The Committee therefore concluded that both (±)-2,6,10,10-tetramethyl-1-oxaspiro[4.5]deca-2,6-dien-8-one (No. 2060) and (–)-8,9-dehydrotheaspiron (No. 2059) would not pose safety concerns at current estimated dietary exposures.

Table 1 summarizes the evaluations of the 12 alicyclic ketones, secondary alcohols and related esters (Nos 2049–2060) in this group of flavouring agents.

### ***Consideration of combined intakes from use as flavouring agents***

The safety assessment of possible combined intakes of flavouring agents was based on the presence of common metabolites or a homologous series (as proposed at the sixty-eighth meeting; Annex 1, reference 187) and using the MSDI exposure assessment (as proposed at the sixty-ninth meeting; Annex 1, reference 190).

Flavouring agents in this group with the highest intakes that have the common metabolite cyclohexanol are Nos 1093, 1094–1097 and 2051 in structural class I and No. 1100 in structural class II. In the unlikely event that these were to be consumed concurrently on a daily basis, the estimated combined intakes in Europe, the USA and Japan would be 10.2, 7.3 and 1.1 µg/day, respectively, which would not exceed either threshold of concern (i.e. 1800 µg/day for class I and 540 µg/day for class II).

Flavouring agents in this group with the highest intakes that have the common metabolite cyclohexanol or a cyclohexenol derivative are Nos 1099 and 2053 in structural class I, Nos 1098, 1108, 1109, 1111–1113, 2052 and 2054 in structural class II and No. 2059 in structural class III. In the unlikely event that these were to be consumed concurrently on a daily basis, the estimated combined intakes in Europe, the USA and Japan would be 22.5, 4.9 and 0.3 µg/day, respectively, which would not exceed any of the thresholds of concern (i.e. 1800 µg/day for class I, 540 µg/day for class II and 90 µg/day for class III).

Flavouring agents in this group with the highest intakes that have a cyclopentanol derivative as the common metabolite are Nos 1101, 1106 and 1114–1117 in structural class I and Nos 2049, 2050, 2055 and 2056 in structural class II. In the unlikely event that these were to be consumed concurrently on a daily basis, the estimated combined intakes in Europe, the USA and Japan would be 31, 21.2 and 2.2 µg/day, respectively, which would not exceed either threshold of concern (i.e. 1800 µg/day for class I and 540 µg/day for class II).

The overall evaluation of the data indicates that combined intakes would not raise concern about safety at current estimated dietary exposures.

### ***Consideration of secondary components***

Two flavouring agents in this group (Nos 2053 and 2055) have minimum assay values of less than 95%. The secondary component of 3,3,5-trimethylcyclohexyl acetate (No. 2053) is 3,3,5-trimethylcyclohexanol (No. 1099). The secondary component of cyclotene propionate (No. 2055) is cyclotene (No. 418). Nos 1099 and 418 were evaluated at the fifty-ninth and fifty-fifth meetings of the Committee (Annex 1, references 149 and 160), respectively, and were found to be of no safety concern. Information on the safety of the secondary components of these flavouring agents is summarized in Annex 4.

### ***Conclusion***

In the previous evaluation of flavouring agents in this group, studies of acute toxicity, short-term toxicity, long-term toxicity and carcinogenicity, genotoxicity and reproductive toxicity were available. The toxicity data available for this evaluation supported those from the previous evaluation (Annex 1, reference 160).

The Committee concluded that these 12 flavouring agents, which are additions to the group of alicyclic ketones, secondary alcohols and related esters evaluated previously, would not give rise to safety concerns at current estimated dietary exposures.

An addendum to the toxicological monograph was prepared.

#### **4.1.2 *Alicyclic primary alcohols, aldehydes, acids and related esters: additional compounds***

The Committee evaluated 11 additional flavouring agents belonging to the group of alicyclic primary alcohols, aldehydes, acids and related esters, which was evaluated previously. The additional flavouring agents included three saturated and unsaturated primary alcohols (Nos 1903–1905), four aldehydes

(Nos 1900, 1902, 1906 and 1908), two acids (Nos 1899 and 1907), one acetal (No. 1901) and one related ester (No. 1898). The evaluations were conducted according to the Procedure for the Safety Evaluation of Flavouring Agents (see Fig. 1; Annex 1, reference 131). None of these flavouring agents has previously been evaluated by the Committee.

The Committee previously evaluated 26 other members of this group of flavouring agents at its fifty-ninth meeting (Annex 1, reference 160). The Committee concluded that all 26 flavouring agents in this group were of no safety concern at estimated dietary exposures.

Three of the 11 flavouring agents in this group are natural components of foods (Nos 1898, 1905 and 1906). Methyl dihydrojasmonate (No. 1898), for example, has been detected in tea, 1,3-*p*-menthadien-7-al (No. 1906) in cumin seed and honey and *p*-menthan-7-ol (No. 1905) in cherries, citrus fruits, berries, dill and grape brandy.

### ***Assessment of dietary exposure***

The total annual volumes of production of the 11 flavouring agents in this group are approximately 6321 kg in Europe, 15 388 kg in the USA and 93 kg in Japan. Methyl dihydrojasmonate (No. 1898) contributes the most to the total annual production volumes in Europe, Japan and the USA (100%, 94% and 100%, respectively).

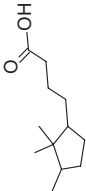
The estimated dietary exposures for each of the flavouring agents, calculated either as the MSDI or using the SPET, are reported in Table 2. The highest daily dietary exposure is estimated for *cis*-4-(2,2,3-trimethylcyclopentyl)butanoic acid (No. 1899) (3000 µg, the SPET value obtained from non-alcoholic beverages), followed by methyl dihydrojasmonate (No. 1898) (1875 µg, the MSDI). For all but one of the other flavouring agents, the estimated daily dietary exposures were higher using the SPET and were in the range of 0.01–240 µg.

### ***Absorption, distribution, metabolism and elimination***

Information on the hydrolysis, absorption, distribution, metabolism and elimination of flavouring agents belonging to the group of alicyclic primary alcohols, aldehydes, acids and related esters has previously been described in the report of the fifty-ninth meeting of the Committee (Annex 1, reference 160). Some additional data on absorption and metabolism have been submitted on one compound evaluated previously (perillyl alcohol or *p*-mentha-1,8-dien-7-ol, No. 974) (O'Brien, 2004), and these are in line with the information described in the report of the fifty-ninth meeting.

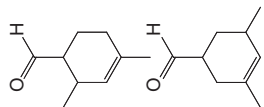
Table 2

**Summary of the results of the safety evaluations of alicyclic primary alcohols, aldehydes, acids and related esters used as flavouring agents<sup>a,b,c</sup>**

Flavouring agent	No.	CAS No. and structure	Step A3/B3 <sup>d</sup> Does intake exceed the threshold for human intake?	Step A5/B4 <sup>e</sup> Adequate margin of safety for the flavouring agent or related substances?	Comments on predicted metabolism	Conclusion based on current estimated dietary exposure
Structural class I <i>cis</i> -4-(2,2,3-Trimethylcyclopentyl)butanoic acid	1899	957136-80-0 	A3. Yes, SPET: 3000	A5. Yes. The NOEL of 12 mg/kg bw per day from a 90-day study in rats with the structurally related substance 2,2,3-trimethylcyclopent-3-en-1-yl acetaldehyde (No. 967) is at least 240 times the estimated daily dietary exposure to No. 1899 when used as a flavouring agent.	Note 1	No safety concern

Mixture of 2,4-, 3,5- and 3,6-Dimethyl-3-cyclohexenylcarbaldehyde

1900 27939-60-2



A3. No,  
SPET: 150

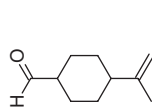
NR

Note 1

No safety  
concern

(±)-*cis*- and *trans*-1,2-Dihydroperillaldehyde

1902 22451-50-9 (*cis*);  
22451-49-6 (*trans*)



A3. No,  
MSDI:  
Europe ND  
USA 0.7  
Japan ND

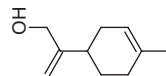
NR

Note 1

No safety  
concern

*d*-Limonen-10-ol

1903 38142-45-9

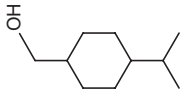
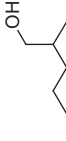
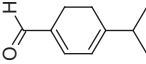


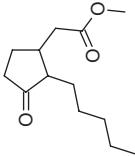

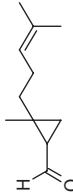
A3. No,  
SPET: 3

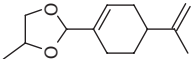
NR

Note 1

No safety  
concern

<i>p</i> -Menth-7-ol	1904 5502-75-0 	A3. No, SPET: 150	NR	Note 1	No safety concern
<i>p</i> -Menth-1-en-9-ol	1905 18479-68-0 	A3. No, SPET: 30	NR	Note 1	No safety concern
1,3- <i>p</i> -Menthadien-7-al	1906 1197-15-5 	B3. No, SPET: 30	B4. Yes. The NOELs of 15, 33.9 and 33 mg/kg bw per day for, respectively, <i>trans</i> , <i>trans</i> -2,4-hexadienal (No. 1175), 2- <i>trans</i> -4- <i>trans</i> -4- <i>trans</i> -decadienal (No. 1190) and 2- <i>trans</i> -4- <i>cis</i> -7- <i>cis</i> -tridecatrienal (No. 1198) from 14-week studies in rats (Nos 1175 and 1190) and a 4-week study in rats (No. 1198) are at least 30 000–67 800 times the estimated daily dietary exposure to No. 1906 when used as a flavouring agent.	Note 1	No safety concern

Structural class II							
Methyl dihydrojasmonate	1898	24851-98-7		A3. Yes, MSDI: Europe 676 USA 1875 Japan 23	A5. Yes. The NOEL of 80 mg/kg bw per day for maternal toxicity from a study of prenatal developmental toxicity in rats is at least 2580 times the estimated daily dietary exposure to No. 1898 when used as a flavouring agent. NR	Notes 1 and 2	No safety concern
<i>cis</i> - and <i>trans</i> -2-Heptylcyclopropanecarboxylic acid	1907	697290-76-9 ( <i>cis</i> ); 697290-77-0 ( <i>trans</i> )		A3. No, SPET: 1	NR	Note 1	No safety concern
(±)- <i>cis</i> - and <i>trans</i> -2-Methyl-2-(4-methyl-3-pentenyl)cyclopropanecarbaldehyde	1908	130932-16-0 ( <i>cis</i> ); 97231-35-1 ( <i>trans</i> )		A3. No, SPET: 240	NR	Note 1	No safety concern

Structural class III				
Perillaldehyde propyleneglycol acetal	1901	121199-28-8	A3. No, SPET: 3	NR
				
			Note 3	No safety concern

CAS, Chemical Abstracts Service; ND, no data reported; NR, not required for evaluation because consumption of the substance was determined to be of no safety concern at step A3 of the Procedure

<sup>a</sup> Twenty-six flavouring agents belonging to the same chemical group were previously evaluated by the Committee at its fifty-ninth meeting (Annex 1, reference 160).

<sup>b</sup> *Step 1*: Seven of the flavouring agents (Nos 1899, 1900 and 1902–1906) in this group were assigned to structural class I, three of the flavouring agents (Nos 1898, 1907 and 1908) were assigned to structural class II and the remaining flavouring agent (No. 1901) was assigned to structural class III.

<sup>c</sup> *Step 2*: Ten of the flavouring agents in this group are expected to be metabolized to innocuous products. The remaining substance (No. 1906), which contains two endocyclic double bonds, cannot be predicted to be metabolized to innocuous products.

<sup>d</sup> The thresholds for human intake for structural classes I, II and III are 1800, 540 and 90 µg/day, respectively. All intake values are expressed in µg/day. Either the highest SPET estimate or the MSDI estimates, if at least one is higher than the highest SPET estimate, are given in the table.

<sup>e</sup> The margin of safety was calculated based on the highest daily dietary exposure calculated either by the SPET or as the MSDI.

Notes:

1. Expected to be metabolized largely by oxidation of the side-chain to the corresponding carboxylic acid, which is excreted unchanged and as conjugates.
2. Expected to undergo hydrolysis to form the corresponding alcohol and carboxylic acid, followed by metabolism in the fatty acid pathway or tricarboxylic acid cycle.
3. Hydrolysis of the ketal to yield propylene glycol and perillaldehyde, which will mainly be oxidized to perillic acid. Propylene glycol is oxidized to pyruvic acid and completely oxidized in the citric acid cycle.



## ***Application of the Procedure for the Safety Evaluation of Flavouring Agents***

*Step 1.* In applying the Procedure for the Safety Evaluation of Flavouring Agents to the 11 flavouring agents in this group of alicyclic primary alcohols, aldehydes, acids and related esters, the Committee assigned 7 flavouring agents (Nos 1899, 1900 and 1902–1906) to structural class I, 3 flavouring agents (Nos 1898, 1907 and 1908) to structural class II and 1 flavouring agent (No. 1901) to structural class III.

*Step 2.* Ten flavouring agents in this group (Nos 1898–1905, 1907 and 1908) are expected to be metabolized to innocuous products. The evaluation of these flavouring agents therefore proceeded via the A-side of the Procedure. The remaining substance, 1,3-*p*-menthadien-7-al (No. 1906), which contains two endocyclic double bonds and is an  $\alpha,\beta$ -unsaturated aldehyde, cannot be predicted to be metabolized to innocuous products and therefore was assessed via the B-side of the procedure.

*Step A3.* The highest estimated daily per capita intakes of five of the six flavouring agents in structural class I (Nos 1900 and 1902–1905) are below the threshold of concern (i.e. 1800  $\mu\text{g}/\text{person}$  per day for class I). The safety of these five flavouring agents raises no concern at current estimated dietary exposures. The highest estimated daily intake of the remaining flavouring agent in structural class I (*cis*-4-(2,2,3-trimethylcyclopentyl)butanoic acid, No. 1899; 3000  $\mu\text{g}$  using the SPET) is above the threshold of concern for class I. Accordingly, the evaluation of this flavouring agent proceeded to step A4.

The highest estimated daily per capita intakes of two of the three flavouring agents in structural class II (Nos 1907 and 1908) are below the threshold of concern (i.e. 540  $\mu\text{g}/\text{person}$  per day for class II). The safety of these two flavouring agents raises no concern at current estimated dietary exposures. The highest estimated daily per capita intake of the remaining agent in structural class II (methyl dihydrojasmonate, No. 1898; 1875  $\mu\text{g}$  as the MSDI) is above the threshold of concern for class II. Accordingly, the evaluation of this flavouring agent proceeded to step A4.

The highest estimated daily per capita intake of the flavouring agent in structural class III (No. 1901) is below the threshold of concern (i.e. 90  $\mu\text{g}/\text{person}$  per day for class III). The safety of this flavouring agent raises no concern at current estimated dietary exposures.

*Step A4.* Neither the flavouring agents methyl dihydrojasmonate (No. 1898) and *cis*-4-(2,2,3-trimethylcyclopentyl)butanoic acid (No. 1899) nor their metabolites are endogenous substances. Accordingly, the evaluation of these two flavouring agents proceeded to step A5.

*Step A5.* For methyl dihydrojasmonate (No. 1898), the no-observed-effect level (NOEL) of 80 mg/kg bw per day for maternal toxicity from a study of prenatal developmental toxicity in rats is 2580 times the estimated dietary exposures from its use as a flavouring agent (1875 µg/day as the MSDI).

For *cis*-4-(2,2,3-trimethylcyclopentyl)butanoic acid (No. 1899), the NOEL of 12 mg/kg bw per day for the structurally related substance 2,2,3-trimethylcyclopent-3-en-1-yl acetaldehyde (No. 967) from a 90-day study of toxicity in rats is 240 times the estimated dietary exposures to No. 1899 from its use as a flavouring agent (3000 µg/day using the SPET).

The Committee therefore concluded that methyl dihydrojasmonate (No. 1898) and *cis*-4-(2,2,3-trimethylcyclopentyl)butanoic acid (No. 1899) would not pose a safety concern at current estimated dietary exposures.

*Step B3.* The highest estimated daily per capita intake of 1,3-*p*-menthadien-7-al (No. 1906) is below the threshold of concern (i.e. 1800 µg/person per day for class I). Accordingly, its evaluation proceeded to step B4.

*Step B4.* The NOELs of 15, 33.9 and 33 mg/kg bw per day for, respectively, the structurally related substances *trans,trans*-2,4-hexadienal (No. 1175), 2-*trans*-4-*trans*-decadienal (No. 1190) and 2-*trans*-4-*cis*-7-*cis*-tridecatrinal (No. 1198) from 14-week studies in rats (Nos 1175 and 1190) and a 4-week study in rats (No. 1998) are 30 000–67 800 times higher than the highest estimated intake of 1,3-*p*-menthadien-7-al (No. 1906) from its use as a flavouring agent (30 µg/day using the SPET). Although these three structurally related compounds are linear compounds, they contain the same toxicologically relevant groups as No. 1906 (i.e. an  $\alpha,\beta$ -unsaturated aldehyde with two or more double bonds) and are therefore considered suitable for the evaluation of No. 1906. The Committee therefore concluded that 1,3-*p*-menthadien-7-al (No. 1906) would not pose a safety concern at current estimated dietary exposures.

**Table 2** summarizes the evaluations of the 11 alicyclic primary alcohols, aldehydes, acids and related esters (Nos 1898–1908) in this group.

### ***Consideration of combined intakes from use as flavouring agents***

The safety assessment of possible combined intakes of flavouring agents was based on the presence of common metabolites or a homologous series (as proposed at the sixty-eighth meeting; Annex 1, reference 187) and using the MSDI exposure assessment (as proposed at the sixty-ninth meeting; Annex 1, reference 190). No common metabolites or homologous series could be identified for the additional flavouring agents in this group. When also considering the flavouring agents in this group evaluated at the fifty-ninth meeting (Annex 1, reference 160), the different flavouring agents were

not members of homologous series, despite having some common structural characteristics. However, two common metabolites were identified: *p*-menth-1-en-9-ol (No. 1905) and perillic alcohol (No. 974), both of which are in structural class I. In the unlikely event that the flavouring agents with the common metabolite *p*-menth-1-en-9-ol (i.e. Nos 971 and 972) and *p*-menth-1-en-9-ol itself were to be consumed concurrently on a daily basis, the estimated combined intakes for Europe, the USA and Japan would not exceed the threshold of concern (i.e. 1800 µg/person per day for class I). In the unlikely event that the flavouring agents with the common metabolite perillic alcohol (i.e. Nos 973 and 975), perillic alcohol itself and No. 1901, which would be metabolized to a structural isomer of perillic acid, were to be consumed concurrently on a daily basis, the estimated combined intakes for Europe, the USA and Japan would not exceed the threshold of concern (i.e. 1800 µg/person per day for class I).

### ***Consideration of secondary components***

Five members of this group of flavouring agents (Nos 1898, 1901, 1902, 1906 and 1908) have assay values of less than 95%. The secondary component of methyl dihydrojasmonate (No. 1898), methyl epi-dihydrojasmonate, is expected to share the same metabolic fate as the primary substance and was considered not to present a safety concern at current estimated dietary exposures. The secondary components of perillaldehyde propyleneglycol acetal (No. 1901), perillaldehyde (No. 973) and propylene glycol, are metabolites of the primary substance and were considered not to present a safety concern at current estimated dietary exposures. The secondary components of (±)-*cis*- and *trans*-dihydroperillaldehyde (No. 1902), *trans*-4-isopropyl-cyclohexane-1-carboxaldehyde, *cis*-4-isopropyl-cyclohexane-1-carboxaldehyde and 4-isopropenyl-cyclohex-1-enecarboxaldehyde, are expected to share the same metabolic fate as the primary substance and were considered not to present a safety concern at current estimated dietary exposures. The secondary component of 1,3-*p*-menthadien-7-al (No. 1906), cuminaldehyde (No. 868), was evaluated by the Committee at its fifty-seventh meeting (Annex 1, reference 154) and was considered not to present a safety concern at estimated dietary exposures. The secondary component of (±)-*cis*- and *trans*-2-methyl-2-(4-methyl-3-pentenyl)-cyclopropanecarbaldehyde (No. 1908), [2-methyl-2-(4-methylpent-3-en-1-yl)cyclopropyl]methanol, is a metabolite of the primary substance and is expected to share the same metabolic fate. It was considered not to present a safety concern at current estimated dietary exposures.

Information on the safety of the secondary components of these flavouring agents is summarized in Annex 4.

## **Conclusion**

In the previous evaluation of substances in the group of alicyclic primary alcohols, aldehydes, acids and related esters, studies of acute toxicity, short-term and long-term toxicity and genotoxicity were available (Annex 1, reference 161). None raised safety concerns. The toxicity data available for this evaluation supported those from the previous evaluation.

The Committee concluded that these 11 flavouring agents, which are additions to the group of 26 alicyclic primary alcohols, aldehydes, acids and related esters previously evaluated, would not give rise to safety concerns at current estimated dietary exposures.

An addendum to the toxicological monograph was prepared.

### **4.1.3 Aliphatic acyclic and alicyclic $\alpha$ -diketones and related $\alpha$ -hydroxyketones: additional compounds**

The Committee evaluated eight additional flavouring agents belonging to the group of aliphatic acyclic and alicyclic  $\alpha$ -diketones and related  $\alpha$ -hydroxyketones, which was evaluated previously. The additional flavouring agents included two aliphatic  $\alpha$ -diketones, two aliphatic  $\alpha$ -hydroxyketones, one aliphatic  $\beta$ -diketone, one alicyclic  $\alpha,\beta$ -unsaturated  $\alpha$ -hydroxyketone and two  $\alpha$ -hydroxyketals. The group of substances was selected on the basis of the structural criteria of possessing an aliphatic acyclic and alicyclic  $\alpha$ -diketone and related  $\alpha$ -hydroxyketone. The evaluations were conducted using the Procedure for the Safety Evaluation of Flavouring Agents (see Fig. 1; Annex 1, reference 131). None of these flavouring agents has previously been evaluated.

The Committee previously evaluated 22 other members of this group of flavouring agents at its fifty-first meeting (Annex 1, reference 138). The Committee concluded that all 22 flavouring agents in the group were of no safety concern based on estimated dietary exposures.

Five of the eight additional flavouring agents (Nos 2032 and 2035–2038) in this group have been reported to occur naturally and have been found in black tea, green tea, sherry, beef fat, mutton, lamb, fish, turkey, chicken, guinea hen, coffee, roasted peanuts, soya bean, mushroom, prickly pear, lovage leaf, cocoa, black currants, peppermint oil and buchu oil. Quantitative intake data from natural occurrence were available for two substances, 3-methyl-2,4-nonedione (No. 2032) and octan-2,3-dione (No. 2036). The consumption ratios (the ratios of their consumption from natural food sources to their use as flavouring agents) were calculated to be 177 and 125, respectively.

## ***Assessment of dietary exposure***

The total annual volumes of production of the eight aliphatic acyclic and alicyclic  $\alpha$ -diketones and related  $\alpha$ -hydroxyketones are 2 kg in Europe, 6 kg in the USA and 39 kg in Japan. In Europe, 65% of the annual volume of production is accounted for by 3-methyl-2,4-nonanedione (No. 2032) and octan-2,3-dione (No. 2036), and in the USA, 83% of the annual volume of production is accounted for by octan-2,3-dione (No. 2036). Over 84% of the annual volume of production in Japan is accounted for by acetoin propyleneglycol acetal (No. 2033).

The estimated dietary exposures for each of the flavouring agents, calculated either as the MSDI or using the SPET, are reported in [Table 3](#). The highest estimates are for acetoin propyleneglycol acetal (No. 2033) and the mixture of 3-hydroxy-5-methyl-2-hexanone and 2-hydroxy-5-methyl-3-hexanone (No. 2034) (450  $\mu\text{g}$  for both, the SPET value obtained for non-alcoholic beverages). For the other flavouring agents in the group, the daily dietary exposures range from 0.01 to 400  $\mu\text{g}$ , with the SPET yielding the highest estimates for all, except for 4,5-octanedione (No. 2037).

## ***Absorption, distribution, metabolism and elimination***

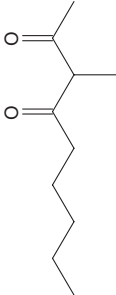
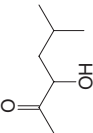
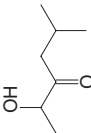
In the report of the fifty-first meeting, biodisposition of flavouring agents in this group was extensively discussed. In rats and mice, orally administered aliphatic  $\alpha$ -diketones are rapidly absorbed from the gastrointestinal tract. It is anticipated that at low levels of exposure, humans will metabolize aliphatic acyclic  $\alpha$ -diketones principally by  $\alpha$ -hydroxylation and subsequent oxidation of the terminal methyl group to yield the corresponding ketocarboxylic acid. The acid may undergo oxidative decarboxylation to yield carbon dioxide and a simple aliphatic carboxylic acid, which could be completely metabolized in the fatty acid pathway and citric acid cycle. At higher concentrations, another detoxication pathway is used, which involves reduction to the diol and subsequent conjugation with glucuronic acid. Aliphatic  $\alpha$ -diketones and alicyclic  $\alpha$ -hydroxyketones, diketones and hydroxyketones are mainly metabolized by reduction to the corresponding diol, followed by glucuronic acid conjugation and excretion. Ketals (dioxolanes) are predicted to undergo hydrolysis to yield the corresponding alcohol and ketone (Nos 405, 408 and 2033).

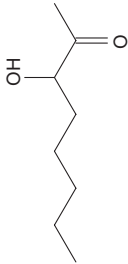
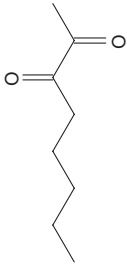
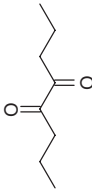
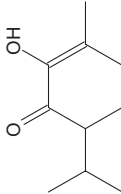
## ***Application of the Procedure for the Safety Evaluation of Flavouring Agents***

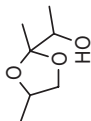
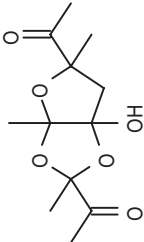
*Step 1.* In applying the Procedure for the Safety Evaluation of Flavouring Agents to the above-mentioned flavouring agents, the Committee assigned six flavouring agents (Nos 2032 and 2034–2038) to structural class II and the remaining two flavouring agents (Nos 2033 and 2039) to structural class III (7).

Table 3

**Summary of the results of the safety evaluations of aliphatic acyclic and alicyclic  $\alpha$ -diketones and related  $\alpha$ -hydroxyketones used as flavouring agents<sup>a,b,c</sup>**

Flavouring agent	No.	CAS No. and structure	Step A3 <sup>i</sup> Does intake exceed the threshold for human intake?	Step A4 Is the substance or its metabolites endogenous?	Step A5 Adequate margin of safety for the flavouring agent or related substances?	Comments on predicted metabolism	Conclusion based on current estimated dietary exposure
Structural class II 3-Methyl-2,4-nonedione	2032	113486-29-6 	No, SPET: 20	NR	NR	Note 1	No safety concern
Mixture of 3-Hydroxy-5-methyl-2-hexanone and 2-Hydroxy-5-methyl-3-hexanone	2034	63038-04-8 	No, SPET: 450	NR	NR	Note 1	No safety concern
		246511-74-0 					

3-Hydroxy-2-octanone	2035 37160-77-3		No, SPET: 400	NR	Note 1	No safety concern
2,3-Octanedione	2036 585-25-1		No, SPET: 3.6	NR	Note 1	No safety concern
4,5-Octanedione	2037 5455-24-3		No, MSDI: Europe 0.01 USA ND Japan 0.9	NR	Note 1	No safety concern
(±)-2-Hydroxypiperitone	2038 490-03-9		No, SPET: 400	NR	Note 2	No safety concern

Structural class III							
Acetoin propyleneglycol ketal	2033 94089-23-3		Yes, SPET: 450	No	Yes. The NOAEL of 330 mg/kg bw per day for the metabolite acetoin (No. 405) in a 90-day study in rats is at least 41 200 times the estimated daily dietary exposure to No. 2033 when used as a flavouring agent.	Note 3	No safety concern
1,1'-(Tetrahydro-6a-hydroxy-2,3a,5-trimethylfuro[2,3-d]-1,3-dioxole-2,5-diyl)bis-ethanone	2039 18114-49-3		Yes, SPET: 400	No	Yes. The NOAEL of 90 mg/kg bw per day for the metabolite 2,3-butanedione (No. 408) in a 90-day study in rats is at least 12 800 times the estimated daily dietary exposure to No. 2039 when used as a flavouring agent.	Note 3	No safety concern

CAS, Chemical Abstracts Service; ND, no intake data reported; NR, not required for evaluation because consumption of the flavouring agent was determined to be of no safety concern at step A3 of the Procedure.

<sup>a</sup> Twenty-two flavouring agents in this group were previously evaluated by the Committee (Annex 1, reference 138).



<sup>b</sup> *Step 1*: Six flavouring agents in this group (Nos 2032 and 2034–2038) are in structural class II. Two flavouring agents in this group (Nos 2033 and 2039) are in structural class III.

<sup>c</sup> *Step 2*: All of the flavouring agents in this group can be expected to be metabolized to innocuous products.

<sup>d</sup> The thresholds for human intake for structural classes I, II and III are 1800, 540 and 90 µg/day, respectively. All intake values are expressed in µg/day. Either the highest SPET estimate or the MSDI estimates, if at least one is higher than the highest SPET estimate, are given in the table.

*Notes:*

1. Metabolized by  $\alpha$ -hydroxylation, followed by oxidation of the terminal methyl group to the corresponding ketocarboxylic acid. The acid may undergo oxidative decarboxylation to yield carbon dioxide and a simple aliphatic carboxylic acid, which may be completely metabolized in the fatty acid pathway and citric acid cycle.

2. Reduction of the hydroxyketone to yield the corresponding diol, which is conjugated with glucuronic acid and excreted primarily in the urine.

3. Hydrolysis to form the  $\alpha$ -hydroxyketone or diketone, followed by oxidation of the terminal methyl group, or reduction to the corresponding diol, followed by conjugation with glucuronic acid and excretion in the urine.

*Step 2.* All eight of the flavouring agents in this group are expected to be metabolized to innocuous products. The evaluation of all flavouring agents in this group therefore proceeded via the A-side of the Procedure.

*Step A3.* The estimated daily intakes for the six flavouring agents in structural class II are below the threshold of concern (i.e. 540 µg/person per day for class II). Therefore, the safety of these six flavouring agents raises no concern at their current estimated dietary exposures. The estimated daily intakes for the two flavouring agents in structural class III are above the threshold of concern (i.e. 90 µg/person per day for class III). Accordingly, the evaluation of these flavouring agents proceeded to step A4.

*Step A4.* Neither the flavouring agents—acetoin propyleneglycol ketal (No. 2033) and 1,1'-(tetrahydro-6a-hydroxy-2,3a,5-trimethylfuro[2,3-d]-1,3-dioxole-2,5-diyl)bis-ethanone (No. 2039)—nor their metabolites are endogenous substances. Accordingly, the evaluation of these flavouring agents proceeded to step A5.

*Step A5.* For acetoin propyleneglycol ketal (No. 2033), the NOAEL of 330 mg/kg bw per day for the metabolite acetoin (No. 405) in a 90-day study in rats provides a margin of safety of over 40 000 in relation to the highest estimated intake of acetoin propyleneglycol ketal (SPET = 450 µg/person per day) when used as a flavouring agent.

For 1,1'-(tetrahydro-6a-hydroxy-2,3a,5-trimethylfuro[2,3-d]-1,3-dioxole-2,5-diyl)bis-ethanone (No. 2039), the NOAEL of 90 mg/kg bw per day for the metabolite 2,3-butanedione (No. 408) in a 90-day study in rats provides a margin of safety of approximately 13 000 in relation to the highest estimated intake of 1,1'-(tetrahydro-6a-hydroxy-2,3a,5-trimethylfuro[2,3-d]-1,3-dioxole-2,5-diyl)bis-ethanone (SPET = 400 µg/person per day) when used as a flavouring agent.

The Committee concluded that the margins of safety indicate that these flavouring agents would not pose safety concerns at current estimated dietary exposures.

[Table 3](#) summarizes the evaluations of the eight aliphatic acyclic and alicyclic α-diketones and related α-hydroxyketones used as flavouring agents (Nos 2032–2039) in this group.

### ***Consideration of combined intakes from use as flavouring agents***

The safety assessment of possible combined intakes of flavouring agents was undertaken based on the presence of common metabolites or a homologous series (as proposed at the sixty-eighth meeting; Annex 1, reference 187) and using the MSDI exposure assessment (as proposed at the sixty-ninth meeting;

Annex 1, reference 190). In addition, at this meeting, the Committee also considered combined intakes for structurally closely related series of flavouring agents.

Flavouring agents in this series that are members of a structurally closely related series of aliphatic acyclic  $\alpha$ -diketones or related  $\alpha$ -hydroxyketones, which are in structural class II, or predicted to be metabolized to such compounds are Nos 2033–2037 and 2039. The five related flavouring agents with the highest intakes in Europe are Nos 405, 408, 410, 412 and 413 and in the USA are Nos 405, 406, 408, 410 and 412. In the unlikely event that these flavouring agents were to be consumed concurrently on a daily basis, the estimated combined intakes would be approximately 6000  $\mu\text{g}/\text{person}$  per day in Europe and approximately 10 000  $\mu\text{g}/\text{person}$  per day in the USA. These would exceed the threshold of concern (i.e. 540  $\mu\text{g}/\text{person}$  per day for class II). However, all of these flavouring agents are expected to be efficiently metabolized and would not saturate available detoxication pathways. The Committee concluded that under the conditions of use as flavouring agents, the combined intake of the substances in this group would not raise concern about safety.

The flavouring agent No. 2038 is a member of a structurally closely related series of alicyclic  $\alpha$ -diketones or related  $\alpha$ -hydroxyketones, which are in structural class II, or predicted to be metabolized to such compounds. The five related flavouring agents with the highest intakes in Europe and in the USA are Nos 418–421 and 425; the flavouring agent with the highest intake in Japan is No. 2033. In the unlikely event that these flavouring agents were to be consumed concurrently on a daily basis, the estimated combined intakes would be approximately 1000  $\mu\text{g}/\text{person}$  per day in Europe, 6  $\mu\text{g}/\text{person}$  per day in Japan and 800  $\mu\text{g}/\text{person}$  per day in the USA. These would exceed the threshold of concern (i.e. 540  $\mu\text{g}/\text{person}$  per day for class II). However, all of these flavouring agents are expected to be efficiently metabolized and would not saturate available detoxication pathways. The Committee concluded that under the conditions of use as flavouring agents, the combined intake of these substances would not raise concern about safety.

The remaining flavouring agent (No. 2032) does not share close structural characteristics with others in the group, and consideration of combined intake is not indicated.

The Committee concluded that under the conditions of use as flavouring agents, the combined intakes of flavouring agents in this group would not pose a safety concern.

## ***Consideration of secondary components***

No flavouring agents in this group have minimum assay values of less than 95%.

## ***Conclusion***

In the previous evaluation of this group of flavouring agents, studies of biological properties, acute toxicity, short-term toxicity, long-term toxicity and carcinogenicity, genotoxicity and reproductive toxicity were available. None raised safety concerns. The additional biochemical and toxicological data available for this evaluation supported those from the previous evaluation (Annex 1, reference 138).

The Committee concluded that these eight flavouring agents, which are additions to the group of aliphatic acyclic and alicyclic  $\alpha$ -diketones and related  $\alpha$ -hydroxyketones evaluated previously, would not give rise to safety concerns at current estimated dietary exposures.

An addendum to the toxicological monograph was prepared.

### **4.1.4 *Aliphatic acyclic and alicyclic terpenoid tertiary alcohols and structurally related substances: additional compounds***

The Committee evaluated seven additional flavouring agents belonging to the group of aliphatic acyclic and alicyclic terpenoid tertiary alcohols and structurally related substances, which was evaluated previously. The additional flavouring agents included one aliphatic terpene tertiary alcohol (No. 2031), four alicyclic tertiary alcohols (Nos 2027–2030) and two esters of phenyl-substituted aliphatic tertiary alcohols (Nos 2025 and 2026). The group of flavouring agents was selected on the basis of the structural criteria of possessing a tertiary alcohol or an ester derived from a tertiary alcohol. The evaluations were conducted using the Procedure for the Safety Evaluation of Flavouring Agents (see [Fig. 1](#); [Annex 1](#), [reference 131](#)). None of these flavouring agents has been evaluated previously by the Committee.

The Committee previously evaluated 23 other members of this group of flavouring agents at its fifty-first meeting (Annex 1, reference 137). The Committee concluded that 22 of the 23 flavouring agents in that group were of no safety concern based on estimated dietary exposures. For one flavouring agent, methyl 1-acetoxycyclohexylketone (No. 442), the available metabolic data were inadequate to allow the Committee to predict whether it would be metabolized to innocuous products, a relevant NOEL was lacking and the intake exceeded 1.5  $\mu\text{g}/\text{day}$ . The Committee concluded that additional data were required for the evaluation of methyl 1-acetoxycyclohexylketone.

The Committee subsequently evaluated 15 other members of this group of flavouring agents at the sixty-eighth meeting (Annex 1, reference 187). The Committee concluded that all 15 flavouring agents in that group were of no safety concern based on estimated dietary exposures.

Five of the seven additional flavouring agents (Nos 2027–2031) in this group have been reported to occur naturally and have been found in camomile, figs, lemon juice, black and green teas, calamus, soya bean, pepper and strawberry guava.

### ***Assessment of dietary exposure***

The total annual volumes of production of the seven aliphatic acyclic and alicyclic terpenoid tertiary alcohols and structurally related substances are approximately 18 kg in Europe and 5 kg in Japan. More than 94% of the total annual volume of production in Europe is accounted for by (+)-cedrol (No. 2030).

The estimated dietary exposures for each of the flavouring agents, calculated either as the MSDI or using the SPET, are reported in [Table 4](#). The highest estimates are for (–)-sclareol (No. 2029) and (+)-cedrol (No. 2030) (1500 µg for both, the SPET value obtained for non-alcoholic beverages). For the other flavouring agents in this group, the daily dietary exposures range from 0.01 to 900 µg, with the SPET yielding the highest estimates for all.

### ***Absorption, distribution, metabolism and elimination***


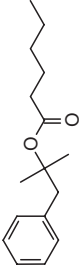
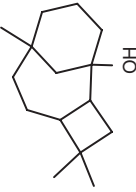
In the report of the fifty-first meeting, biodisposition of substances in this group was extensively discussed. The esters in this group (Nos 2025 and 2026) can be readily hydrolysed to their component tertiary alcohols and carboxylic acids. The hydrolysis products would be readily detoxified primarily by conjugation with glucuronic acid and then excreted primarily in the urine. The alicyclic tertiary alcohols and alcohols with unsaturation (Nos 2027–2031) undergo  $\omega$ -oxidation at the allylic position to yield polar metabolites, which can be conjugated and excreted. Metabolites of acyclic alcohols can be further oxidized to eventually yield carbon dioxide.

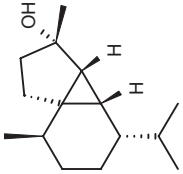
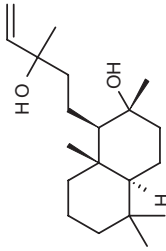
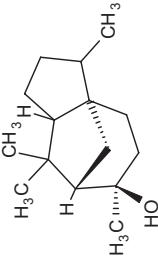
### ***Application of the Procedure for the Safety Evaluation of Flavouring Agents***

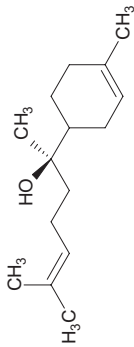
*Step 1.* In applying the Procedure for the Safety Evaluation of Flavouring Agents to the above-mentioned flavouring agents, the Committee assigned all seven of the flavouring agents (Nos 2025–2031) to structural class I.

Table 4

**Summary of the results of the safety evaluations of aliphatic acyclic and alicyclic terpenoid tertiary alcohols and structurally related substances used as flavouring agents<sup>a,b,c</sup>**

Flavouring agent	No.	CAS No. and structure	Step A3 <sup>d</sup> Does intake exceed the threshold for human intake?	Comments on predicted metabolism	Conclusion based on current estimated dietary exposure
<b>Structural class I</b>					
Dimethylbenzyl carbiny l crotonate	2025	93762-34-6 	No, SPET: 400	Note 1	No safety concern
Dimethylbenzyl carbiny l hexanoate	2026	891781-90-1 	No, SPET: 900	Note 1	No safety concern
Caryophyllene alcohol	2027	472-97-9 	No, SPET: 50	Note 2	No safety concern

Cubebol	2028	23445-02-5		No, SPET: 3	Note 2	No safety concern
(-)-Sclareol	2029	515-03-7		No, SPET: 1500	Notes 2 and 3	No safety concern
(+)-Cedrol	2030	77-53-2		No, SPET: 1500	Note 2	No safety concern

$\alpha$ -Bisabolol	2031	23089-26-1		No, SPET: 150	Note 3	No safety concern
---------------------	------	------------	--	------------------	--------	-------------------

CAS, Chemical Abstracts Service

<sup>a</sup> Thirty-eight flavouring agents in this group were previously evaluated by the Committee (Annex 1, references 137 and 187).

<sup>b</sup> *Step 1*: All seven flavouring agents in this group (Nos 2025–2031) are in structural class I.

<sup>c</sup> *Step 2*: All of the flavouring agents in this group are expected to be metabolized to innocuous products.

<sup>d</sup> The thresholds for human intake for structural classes I, II and III are 1800, 540 and 90 µg/day, respectively. All intake values are expressed in µg/day. Either the highest SPET estimate or the MSDI estimates, if at least one is higher than the highest SPET estimate, are given in the table.

*Notes:*

1. Esters are rapidly hydrolysed, and the corresponding tertiary alcohols are metabolized primarily by conjugation with glucuronic acid and excretion in the urine.
2. Alicyclic tertiary alcohols are metabolized primarily by conjugation with glucuronic acid and excretion in the urine.
3. Tertiary unsaturated alcohols are metabolized primarily by conjugation with glucuronic acid and excretion in the urine. Oxidation of the allylic methyl group may occur after repeated exposure.



*Step 2.* All seven of the flavouring agents in this group are expected to be metabolized to innocuous products. The evaluation of all agents in this group therefore proceeded via the A-side of the Procedure.

*Step A3.* The estimated daily intakes of all seven flavouring agents in structural class I are below the threshold of concern (i.e. 1800 µg/person per day for class I).

The Committee concluded that exposures to these seven flavouring agents would not pose a safety concern at current estimated dietary exposures.

**Table 4** summarizes the evaluations of the seven aliphatic acyclic and alicyclic terpenoid tertiary alcohols and structurally related substances (Nos 2025–2031) in this group.

### ***Consideration of combined intakes from use as flavouring agents***

The safety assessment of possible combined intakes of flavouring agents was based on the presence of common metabolites or a homologous series (as proposed at the sixty-eighth meeting; Annex 1, reference 187) and using the MSDI exposure assessment (as proposed at the sixty-ninth meeting; Annex 1, reference 190).

Flavouring agents in this series with the common metabolite  $\alpha,\alpha$ -dimethylphenethyl alcohol (No. 1653), which is in structural class I, are Nos 2025 and 2026. The highest intakes of flavouring agents that are part of a homologous series with No. 1653 or have this as a common metabolite are Nos 1649, 1650, 1653, 1655 and 1656 in Europe, Nos 1649, 1650, 1653, 1655 and 1656 in Japan and Nos 1650 and 1653–1656 in the USA. In the unlikely event that these flavouring agents were to be consumed concurrently on a daily basis, the estimated combined intakes would be 120 µg/person per day in Europe, 124 µg/person per day in Japan and 1155 µg/person per day in the USA, which would not exceed the threshold of concern (i.e. 1800 µg/person per day for class I).

Flavouring agents in this group that are bicyclic tertiary alcohols or related esters are Nos 2027–2030. The highest intakes in this series are, in Europe, Nos 2029 and 2030 in structural class I and Nos 1647 and 1648 in structural class II; in Japan, Nos 2027, 2028 and 2030 in structural class I and Nos 1647 and 1648 in structural class II; and in the USA, No. 1648 in structural class II. In the unlikely event that these flavouring agents were to be consumed concurrently on a daily basis, the estimated combined intakes would be 2.1 µg/person per day in Europe, 1.5 µg/person per day in Japan and 0.05 µg/person per day in the USA, which would not exceed either threshold of concern (i.e. 1800 µg/person per day for class I and 540 µg/person per day for class II).

The Committee concluded that under the conditions of use as flavouring agents, the combined intakes at currently estimated dietary exposures would not pose a safety concern.

### ***Consideration of secondary components***

Two flavouring agents in this group (Nos 2027 and 2031) have minimum assay values of less than 95%. The secondary component of caryophyllene alcohol (No. 2027), dihydroclove-9-ol, is expected to undergo rapid absorption, distribution, metabolism and excretion, sharing the same metabolic fate as caryophyllene alcohol, and is considered not to present a safety concern at current estimated dietary exposures. The secondary component of  $\alpha$ -bisabolol (No. 2031),  $\beta$ -bisabolol, is expected to undergo rapid absorption, distribution, metabolism and excretion, sharing the same metabolic fate as caryophyllene alcohol, and is considered not to present a safety concern at current estimated dietary exposures. Information on the safety of the secondary components of these flavouring agents is summarized in Annex 4.

### ***Conclusion***

In the two previous evaluations of this group of flavouring agents, studies of biological properties, acute toxicity, short-term toxicity, long-term toxicity and carcinogenicity, genotoxicity and reproductive toxicity were available. None raised safety concerns. Additional biochemical and toxicological data that were available for this evaluation supported those from the previous evaluations (Annex 1, references 137 and 187).

The Committee concluded that these seven flavouring agents, which are additions to the group of aliphatic acyclic and alicyclic terpenoid tertiary alcohols and structurally related substances evaluated previously, would not give rise to safety concerns at current estimated dietary exposures.

An addendum to the toxicological monograph was prepared.

#### **4.1.5 *Aliphatic and aromatic amines and amides: additional compounds***

The Committee evaluated an additional group of nine flavouring agents belonging to the group of aliphatic and aromatic amines and amides. The additional flavouring agents included one quaternary ammonium salt, one primary amine, three branched-chain aliphatic amides and four amides with alicyclic or aromatic alkyl side-chains, one of which contains a benzeneacetonitrile group. The evaluations were conducted using the Procedure for the Safety Evaluation of Flavouring Agents (see [Fig. 1](#); [Annex 1](#), [reference 131](#)). None of these flavouring agents has previously been evaluated.

The Committee evaluated 49 other members of this group of flavouring agents at its sixty-fifth and sixty-eighth meetings (Annex 1, references 178 and 187). For 36 of the 37 flavouring agents evaluated at the sixty-fifth meeting, the Committee concluded that they would not give rise to safety concerns based on estimated dietary exposures. For 1 of the 37 flavouring agents—namely, acetamide (No. 1592)—the Committee considered it inappropriate for use as a flavouring agent or for food additive purposes, based on the available data indicating carcinogenicity in mice and rats. For 27 flavouring agents, the dietary exposure estimates were based on anticipated annual volumes of production, and these evaluations were conditional pending submission of use levels or poundage data, which were provided at the sixty-ninth meeting (Annex 1, reference 190).

For the evaluation of 2-isopropyl-*N*-2,3-trimethylbutyramide (No. 1595), additional data available at the sixty-ninth meeting raised safety concerns, and the Committee concluded that the Procedure could not be applied to this flavouring agent until additional safety data became available.

For all 12 flavouring agents evaluated at the sixty-eighth meeting (Annex 1, reference 187), the Committee concluded that they would not give rise to safety concerns at estimated dietary exposures. The Committee noted, while making this conclusion, that 4-aminobutyric acid (No. 1771) is an endogenous neurotransmitter; however, the tissue levels arising from consumption of food containing this flavouring agent would be biologically insignificant.

One of the nine flavouring agents considered at the current meeting—namely, choline chloride (No. 2003)—is a natural component of food and has been detected in beef liver, chicken liver, eggs, wheat germ, bacon, dried soya beans and pork.

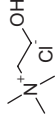
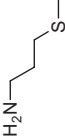
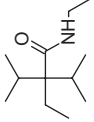
### ***Assessment of dietary exposure***

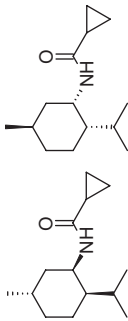
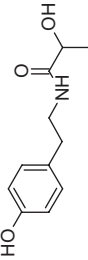
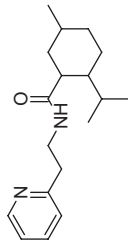
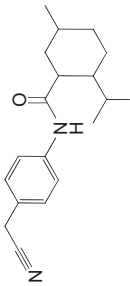
The total annual volumes of production of the nine additional flavouring agents in this group are 21 kg in Europe, 1001 kg in the USA and 3 kg in Japan. In Europe and the USA, greater than 99% of the annual volume of production is accounted for by *N*-*p*-benzeneacetonitrile menthanecarboxamide (No. 2009) and *N*-ethyl-2,2-diisopropylbutanamide (No. 2005), respectively. In Japan, 100% of the annual volume of production is accounted for by 3-(methylthio)propylamine (No. 2004).

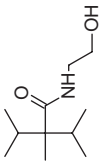
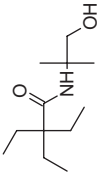
The estimated dietary exposures for each of the flavouring agents, calculated as the MSDI or using the SPET, are reported in [Table 5](#). The highest estimate is for choline chloride (No. 2003) (200 000 µg, the SPET value obtained from bread and ordinary bakery ware). For the other flavouring agents in the group, the daily dietary exposures range from 0.02 to 48 000 µg, with the SPET yielding the highest estimate for all.

Table 5

**Summary of the results of the safety evaluations of aliphatic and aromatic amines and amides used as flavouring agents<sup>a,b,c</sup>**

Flavouring agent	No.	CAS No. and structure	Step A3/B3 <sup>d</sup> Does intake exceed the threshold for human intake?	Step A4 Is the substance or are its metabolites endogenous?	Are additional data available for substances with an estimated intake exceeding the threshold of concern? (follow-on from step B3) <sup>e</sup>	Comments on predicted metabolism	Conclusion based on current estimated dietary exposure
<b>Structural class I</b>							
Choline chloride	2003	67-48-1 	A3: Yes, SPET: 200 000	Choline is endogenous		Note 1	No safety concern
3-(Methylthio)propylamine	2004	4104-45-4 	A3: No, SPET: 200	NR		Note 2	No safety concern
<b>Structural class III</b>							
N-Ethyl-2,2-diisopropylbutanamide	2005	51115-70-9 	B3: Yes, SPET: 27 000		Additional data are not available	Note 3	Additional data required to complete evaluation

Cyclopropanecarboxylic acid (2-isopropyl-5-methyl-cyclohexyl)-amide	2006 958660-02-1; 958660-04-3	B3: Yes, SPET: 200			The NOAEL of 8 mg/kg bw per day in a 28-day study in rats for the structurally related <i>N</i> -ethyl 2-isopropyl-5-methylcyclohexanecarboxamide (No. 1601) is at least 2400 times the estimated daily dietary exposure to No. 2006 when used as a flavouring agent.	Note 3	No safety concern
(±)- <i>N</i> -Lactoyl tyramine	2007 781674-18-8	B3: Yes, SPET: 20 000			Additional data are available, but inadequate margins of safety are provided from the NOELs for structurally related substances.	Notes 3 and 4	Additional data required to complete evaluation
<i>N</i> -(2-(Pyridin-2-yl)-ethyl)-3- <i>p</i> -menthanecarboxamide	2008 847565-09-7	B3: Yes, SPET: 2400			The NOAEL of 10 mg/kg bw per day in a 28-day study in rats is at least 250 times the estimated daily dietary exposure to No. 2008 when used as a flavouring agent.	Note 3	No safety concern
<i>N</i> - <i>p</i> -Benzeneacetoneitrile menthanecarboxamide	2009 852379-28-3	B3: Yes, SPET: 3000			The NOEL of 300 mg/kg bw per day in a 90-day study in rats is at least 6000 times the estimated daily dietary exposure to No. 2009 when used as a flavouring agent.	Note 3	No safety concern

N-(2-Hydroxyethyl)-2,3-dimethyl-2-isopropylbutanamide	2010 883215-02-9		B3: Yes, SPET: 48 000	NR	Additional data are not available.	Notes 3 and 4 required to complete evaluation
N-(1,1-Dimethyl-2-hydroxyethyl)-2,2-diethylbutanamide	2011 511115-77-6		B3: Yes, SPET: 27 000	NR	Additional data are not available.	Notes 3 and 4 required to complete evaluation

CAS, Chemical Abstracts Service; NR, not required for evaluation because consumption of the substance was determined to be of no safety concern at step A3 of the Procedure

<sup>a</sup> Forty-nine flavouring agents in this group were previously evaluated by the Committee (Annex 1, references 178 and 187).

<sup>b</sup> Step 1: Two flavouring agents (Nos 2003 and 2004) are in structural class I, and seven flavouring agents (Nos 2005–2011) are in structural class III.

<sup>c</sup> Step 2: Flavouring agents Nos 2003 and 2004 are predicted to be metabolized to innocuous products. The remaining seven amides (Nos 2005–2011) cannot be predicted to be metabolized to innocuous products.

<sup>d</sup> The thresholds for human intake for structural classes I, II and III are 1800, 540 and 90 µg/day, respectively. All intake values are expressed in µg/day. Either the highest SPET estimate or the MSDI estimates, if at least one is higher than the highest SPET estimate, are given in the table.

<sup>e</sup> The margin of safety was calculated based on the highest daily dietary exposure calculated either by the SPET or as the MSDI.

Notes:

1. Choline is endogenous and excreted as such in human urine.
2. Aliphatic primary amines readily undergo oxidative deamination, with the resulting aldehydes and ketones entering existing pathways of metabolism and excretion.
3. Amides are expected to undergo oxidation and enter known pathways of metabolism.
4. It is anticipated that the free hydroxyl group will form conjugates with sulfate or glucuronic acid, followed by excretion in the urine.

## ***Absorption, distribution, metabolism and elimination***

The metabolism of aliphatic and aromatic amines and amides was described previously in the report of the sixty-fifth meeting of the Committee (Annex 1, reference 178) and further considered in the report of the sixty-eighth meeting (Annex 1, reference 187).

In general, aliphatic and aromatic amines and amides are rapidly absorbed from the gastrointestinal tract and metabolized by deamination, hydrolysis or oxidation to polar metabolites that are readily eliminated in the urine. Many amines are endogenous and have been identified as normal constituents of urine in humans. Aliphatic amides have been reported to undergo hydrolysis in mammals; the rate of hydrolysis is dependent on the chain length and the extent of steric hindrance and may involve a number of different enzymes.

Additional studies were provided on *N*1-(2,4-dimethoxybenzyl)-*N*2-(2-(pyridin-2-yl)ethyl)oxalamide (No. 1768), which was previously considered at the sixty-eighth meeting (Annex 1, reference 187). Rapid absorption and rapid blood clearance were noted in rats and dogs following gavage or intraperitoneal dosing and in humans following oral administration, after which blood levels returned to baseline by 24 h.

In relation to these additional flavouring agents, only limited information regarding metabolic pathways is available for specific substances. The available data suggest that the likely metabolic pathway for the amides in this group, which would be resistant to amide hydrolysis, is cytochrome P450–induced C-hydroxylation, followed by sulfation or glucuronidation and excretion.

Unpublished studies on (±)-*N*-lactoyl tyramine (No. 2007) indicate no significant hydrolysis of this amide, whereas a published study identified a glucuronic acid conjugate formed in an in vitro study with rat hepatocytes.

Published studies on choline chloride (No. 2009) show that it is absorbed readily, metabolized to betaine in the liver and kidney and used in the synthesis of endogenous substances, such as acetylcholine.

## ***Application of the Procedure for the Safety Evaluation of Flavouring Agents***

*Step 1.* In applying the Procedure for the Safety Evaluation of Flavouring Agents to the additional flavouring agents, the Committee assigned two flavouring agents (Nos 2003 and 2004) to structural class I. The remaining seven flavouring agents (Nos 2005–2011) were assigned to structural class III (7).

*Step 2.* The two flavouring agents in structural class I (Nos 2003 and 2004) are predicted to be metabolized to innocuous products. The evaluation of these substances therefore proceeded via the A-side of the Procedure. The remaining seven flavouring agents (Nos 2005–2011) could not be predicted to be metabolized to innocuous products. Therefore, the evaluation of these flavouring agents proceeded via the B-side of the Procedure.

*Step A3.* The highest estimated daily intake (calculated either as the MSDI or by the SPET) of 3-(methylthio)propylamine (No. 2004) is below the threshold of concern (i.e. 1800 µg/person per day for class I). This substance would not be expected to be of safety concern at current estimated dietary exposures. The highest estimated daily intake (calculated by the SPET) of choline chloride (No. 2003) is above the threshold of concern (i.e. 1800 µg/person per day for class I). Accordingly, the evaluation of this substance proceeded to step A4.

*Step A4.* Choline derived from choline chloride (No. 2003) is endogenous. This substance would not be expected to be of safety concern.

*Step B3.* The highest estimated daily intake (calculated by the SPET) for the seven flavouring agents in structural class III are above the threshold of concern (i.e. 90 µg/person per day for class III). Accordingly, for all of these substances, data are required on the substance or a closely related substance in order to perform a safety evaluation.

*Consideration of flavouring agents with high exposure evaluated on the B-side of the decision-tree:*

For cyclopropanecarboxylic acid (2-isopropyl-5-methyl-cyclohexyl)-amide (No. 2006), available data on the structurally related *N*-ethyl-2-isopropyl-5-methylcyclohexanecarboxamide (No. 1601) give a NOAEL of 8 mg/kg bw per day from a 28-day study in rats. This provides a margin of safety of about 2400 in relation to the highest estimated dietary exposure to No. 2006 (SPET = 200 µg/day) when used as a flavouring agent.

For *N*-(2-(pyridin-2-yl)ethyl)-3-*p*-menthanecarboxamide (No. 2008), available data give a NOAEL of 10 mg/kg bw per day from a 28-day study in rats. This provides a margin of safety of 250 in relation to the highest estimated dietary exposure to No. 2008 (SPET = 2400 µg/day) when used as a flavouring agent. The Committee noted that the margin of safety of No. 2008 based on the MSDI of 0.01 µg/day exceeds 60 million and concluded that the values of 250 (based on the SPET) and greater than 60 million (based on the MSDI) provide an adequate margin of safety.

For *N-p*-benzeneacetonitrile menthanecarboxamide (No. 2009), available data give a NOEL of 300 mg/kg bw per day from a 90-day study in rats. This



provides an adequate margin of safety of 6000 in relation to the highest estimated dietary exposure to No. 2009 (SPET = 3000 µg/day) when used as a flavouring agent.

The Committee therefore concluded that these three flavouring agents, cyclopropanecarboxylic acid (2-isopropyl-5-methyl-cyclohexyl)-amide (No. 2006), *N*-(2-(pyridin-2-yl)ethyl)-3-*p*-menthancarboxamide (No. 2008) and *N-p*-benzeneacetonitrile menthancarboxamide (No. 2009), would not pose a safety concern at current estimated dietary exposures.

For (±)-*N*-lactoyl tyramine (No. 2007), available data on the structurally related nonanoyl 4-hydroxy-3-methoxybenzylamide (No. 1599) give a NOEL of 8.4 mg/kg bw per day from a 90-day study in rats. This provides a margin of safety of 25 in relation to the highest estimated dietary exposure to No. 2007 (SPET = 20 000 µg/day) when used as a flavouring agent. The NOELs for other structurally related flavouring agents, such as *N*-[2-(3,4-dimethoxy-phenyl)ethyl]-3,4-dimethoxycinnamic acid (No. 1777) or *N*-[(ethoxycarbonyl)methyl]-*p*-menthane-3-carboxamide (No. 1776), give similarly low margins of safety. The Committee therefore concluded that additional data on (±)-*N*-lactoyl tyramine (No. 2007) would be necessary to complete the safety evaluation.

For *N*-ethyl-2,2-diisopropylbutanamide (No. 2005), *N*-(2-hydroxyethyl)-2,3-dimethyl-2-isopropylbutanamide (No. 2010) and *N*-(1,1-dimethyl-2-hydroxyethyl)-2,2-diethylbutanamide (No. 2011), NOELs for these substances or structurally related substances were not available. Therefore, for these three substances, the Committee concluded that additional data would be necessary to complete the safety evaluation. For these three substances, the previously considered substance, 2-isopropyl-*N*-2,3-trimethylbutyramide (No. 1595), is structurally related; however, at the sixty-ninth meeting (Annex 1, reference 190), the Committee concluded that additional data would be necessary to complete the evaluation for this substance, and therefore this substance was not suitable to support the evaluation of these three flavouring agents.

Table 5 summarizes the evaluations of the nine aliphatic and aromatic amines and amides used as flavouring agents in this group (Nos 2003–2011).

### ***Consideration of combined intakes from use as flavouring agents***

The safety assessment of possible combined intakes of flavouring agents was based on the presence of common metabolites or a homologous series as proposed at the sixty-eighth meeting (Annex 1, reference 187) and using the MSDI exposure assessment as proposed at the sixty-ninth meeting (Annex 1, reference 190).

This group of flavouring agents contains members of several homologous or closely related series—namely, aliphatic primary amines, aliphatic tertiary amines, amines with an alkyl aromatic side-chain and aliphatic unsaturated amides. In the unlikely event that the flavouring agents in this group in any of these homologous, closely related series were to be consumed concurrently on a daily basis, the estimated combined intakes would be as shown in Table 6.

Table 6

**Combined dietary exposure for the homologous or closely related series within this group of aliphatic and aromatic amines and amides**

Homologous or closely related series	Substances with highest per capita dietary exposure (Nos)	Structural class	Estimated combined dietary exposure in Europe, USA and Japan (µg/person per day)	Dietary exposure relative to the threshold of concern for that structural class
Aliphatic primary amines	1582, 1584, 1587, 1591, 2004	I	160 (Europe), 21 (USA) and 1 (Japan)	Not exceeded
Aliphatic tertiary amines	1610–1612, 1614	I	195 (Japan) and 90 (Europe and USA)	Not exceeded
Amines with an alkyl aromatic side-chain	1589, 1590, 1613	III	0.1 (Europe and USA)	Not exceeded
Aliphatic unsaturated amides	1596–1600, 1779	III	102 (Japan) and 259 (Europe and USA)	Exceeded

For the homologous or closely related series of aliphatic unsaturated amides, the combined intakes would exceed the threshold of concern (i.e. 90 µg/person per day for class III) in Europe, the USA and Japan. However, in this case, all of the flavouring agents are expected to be efficiently metabolized and would not saturate available detoxication pathways. Therefore, the combined intake of these substances is not expected to raise any safety concerns.

**Consideration of secondary components**

Two flavouring agents in this group (Nos 2007 and 2009) have minimum assay values of less than 95%. The secondary components of (±)-*N*-lactoyl tyramine (No. 2007) are lactic acid and ethyl lactate. Lactic acid (No. 930) is endogenous, and ethyl lactate (No. 931) is expected to be hydrolysed to lactic acid. These substances were evaluated at the fifty-seventh meeting of the

Committee (Annex 1, reference 154) and concluded to be of no safety concern at estimated dietary exposures as flavouring agents. The secondary component of *N-p*-benzeneacetonitrile menthanecarboxamide (No. 2009) is *N-p*-benzeneacetonitrile menthanecarboxamide, (1*R*, 3*S*, 4*S*). This substance is a stereoisomer of No. 2009, is expected to share the same metabolic fate as the primary substance and is not considered to present a safety concern at current estimated dietary exposures. Information on the safety of the secondary components of these flavouring agents is summarized in Annex 4.

## **Conclusion**

In the previous evaluations of members of this group (Annex 1, references 178, 187 and 190), studies of acute toxicity, short-term toxicity, long-term toxicity and carcinogenicity, genotoxicity and reproductive toxicity were available. The toxicity data available for the evaluation of these additional substances supported those from the previous evaluations.

The Committee concluded that five of the nine additional flavouring agents evaluated at the present meeting do not raise any safety concerns at current estimated dietary exposures. For one of the remaining four flavouring agents (No. 2007), the available additional data did not provide an adequate margin of safety, and for the other three flavouring agents (Nos 2005, 2010 and 2011), no additional data were available. The Committee concluded that for these four flavouring agents, further data would be required to complete the safety evaluation.

An addendum to the toxicological monograph was prepared.

### **4.1.6 Aliphatic lactones: additional compounds**

The Committee evaluated 14 additional flavouring agents belonging to the group of aliphatic lactones. The additional flavouring agents included three saturated  $\gamma$ -lactones (Nos 1992, 1995 and 1998), four unsaturated  $\gamma$ -lactones (Nos 1989 and 2000–2002), six saturated  $\delta$ -lactones (Nos 1990, 1993, 1994, 1996, 1997 and 1999) and one unsaturated  $\omega$ -lactone (No. 1991). The evaluations were conducted according to the Procedure for the Safety Evaluation of Flavouring Agents (see Fig. 1; Annex 1, reference 131). None of these flavouring agents has previously been evaluated.

The Committee previously evaluated 35 other members of this group of flavouring agents at its forty-ninth meeting (Annex 1, reference 132). At that meeting, the Committee concluded that 31 flavouring agents in that group were of no safety concern based on estimated dietary exposures. The evaluations of four flavouring agents that are  $\alpha,\beta$ -unsaturated were deferred, pending consideration of other  $\alpha,\beta$ -unsaturated carbonyl flavouring agents. The Committee reconsidered these flavouring agents at the fifty-fifth meeting

(Annex 1, reference 159) and concluded that there were no safety concerns associated with  $\alpha,\beta$ -unsaturated flavouring agents at the dietary exposures that would arise from their use as flavouring agents. An additional 26 non-lactone  $\alpha,\beta$ -unsaturated flavouring agents were considered at the sixty-first meeting (Annex 1, reference 166); at this meeting, the Committee concluded that there were no safety concerns associated with these flavouring agents.

Seven of the additional 14 flavouring agents are natural components of food (Nos 1989, 1990, 1992, 1998–2000 and 2002) and have been detected in roasted hazelnuts, peanuts, soya beans, onion, asparagus, tomato, coffee, green teas, mate, beef, fatty fish, shrimp, chicken fat, butter, saffron, wheat and rye breads, wheaten bread, beer and traditional rice (8).

### ***Assessment of dietary exposure***

The total annual volumes of production of these additional 14 aliphatic lactones are approximately 109 kg in Europe, 6 kg in Japan and 13 kg in the USA (9–12). In Europe, approximately 99% of the total annual volume of production is accounted for by isoambrettolide (No. 1991). In the USA, approximately 62% of the total annual volume of production is accounted for by 5-pentyl-3H-furan-2-one (No. 1989). In Japan, 66% of the total annual volume of production is accounted for by 8-decen-5-olide (No. 1994) and 4-hydroxy-2-butenic acid  $\gamma$ -lactone (No. 2000).

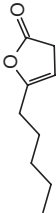
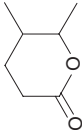
The estimated dietary exposures for each of the flavouring agents, calculated either as the MSDI or using the SPET, are reported in [Table 7](#). The highest estimates are for four substances: 9-decen-5-olide (No. 1993), 9-dodecen-5-olide (No. 1996), 9-tetradecen-5-olide (No. 1997) and  $\gamma$ -octadecalactone (No. 1998) (1000  $\mu\text{g}$ , all using the SPET value obtained from milk [dairy] and fermented milk products). For the other flavouring agents in the group, the daily dietary exposures range from 0.03 to 800  $\mu\text{g}$ , with the SPET yielding the highest estimate for all except isoambrettolide (No. 1991). Reported annual volumes of production of this group of flavouring agents and the calculated daily dietary exposures (MSDI and SPET) are summarized in [Table 8](#).

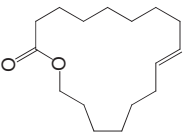
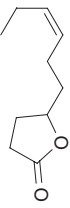
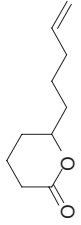
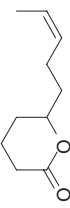
### ***Absorption, distribution, metabolism and elimination***


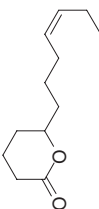
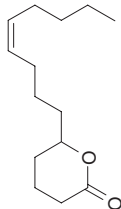

The metabolism of aliphatic lactones has been previously described in detail in the report of the forty-ninth meeting (Annex 1, reference 132). The metabolism of these additional aliphatic lactones was considered in three subgroups—namely, (i) lactones from saturated linear and branched-chain hydroxycarboxylic acids, (ii) lactones from unsaturated linear and branched-chain hydroxycarboxylic acids and (iii) lactones containing  $\alpha,\beta$ -unsaturation—and is briefly described below.


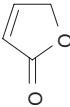
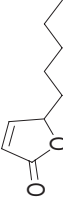
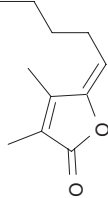
Table 7

Summary of the results of the safety evaluations of aliphatic lactones used as flavouring agents<sup>a,b,c</sup>

Flavouring agent	No.	CAS No. and structure	Step A3/B3 <sup>d</sup> Does intake exceed the threshold for human intake?	Step A4/A5/B4 <sup>e</sup> A4. Is the substance or are its metabolites endogenous? A5/B4. Adequate margin of safety for the flavouring agent or related substances?	Comments on predicted metabolism	Conclusion based on current estimated dietary exposure
Structural class II						
5-Pentyl-3H-furan-2-one	1989	51352-68-2 	No, SPET: 0.04	NR	Notes 1 and 2	No safety concern
5-Hydroxy-4-methylhexanoic acid δ-lactone	1990	10413-18-0 	Yes, SPET: 800	A4. No. A5. Yes. The NOEL of 12.1 mg/kg bw per day for the related substance 5-hydroxy-2,4-decadienoic acid δ-lactone (No. 245) from a 90-day study in rats (13) is at least 900 times the estimated daily intake of No. 1990 when used as a flavouring agent.	Note 1	No safety concern

Isoambrettolide	1991 28645-51-4 	No, MSDI: Europe 12 USA 0.05 Japan 0.1	NR	Note 1	No safety concern
7-Decen-4-olide	1992 67114-38-9 	No, SPET: 125	NR	Note 1	No safety concern
9-Decen-5-olide	1993 74585-00-5 	Yes, SPET: 1000	A4. No. A5. Yes. The NOEL of 12.1 mg/kg bw per day for the related substance 5-hydroxy-2,4-decadienoic acid δ-lactone (No. 245) from a 90-day study in rats (13) is at least 700 times the estimated daily intake of No. 1993 when used as a flavouring agent.	Note 1	No safety concern
8-Decen-5-olide	1994 32764-98-0 	No, SPET: 200	NR	Note 1	No safety concern

Orin lactone	1995 134359-15-2		No, SPET: 300	NR	Note 1	No safety concern
9-Dodecen-5-olide	1996 15456-68-5		Yes, SPET: 1000	A4. No. A5. Yes. The NOEL of 12.1 mg/kg bw per day for the related substance 5-hydroxy-2,4-decadienoic acid $\delta$ -lactone (No. 245) from a 90-day study in rats (13) is at least 700 times the estimated daily intake of No. 1996 when used as a flavouring agent.	Note 1	No safety concern
$\gamma$ -Tetradecen-5-olide	1997 15456-70-9		Yes, SPET: 1000	A4. No. A5. Yes. The NOEL of 12.1 mg/kg bw per day for the related substance 5-hydroxy-2,4-decadienoic acid $\delta$ -lactone (No. 245) from a 90-day study in rats (13) is at least 700 times the estimated daily intake of No. 1997 when used as a flavouring agent.	Note 1	No safety concern
$\gamma$ -Octadecalactone	1998 502-26-1		Yes, SPET: 1000	A4. No. A5. Yes. The NOEL of 12.1 mg/kg bw per day for the related substance 5-hydroxy-2,4-decadienoic acid $\delta$ -lactone (No. 245) from a	Note 1	No safety concern

δ-Octadecalactone	1999 1227-51-6	No, SPET: 30	90-day study in rats (13) is at least 700 times the estimated daily intake of No. 1998 when used as a flavouring agent. NR	Note 1	No safety concern
					
Structural class III					
4-Hydroxy-2-butenic acid γ-lactone	2000 497-23-4	Yes, SPET: 500	A4. No. A5. Yes. The NOAEL of 17.4 mg/kg bw per day for the related substance 4-hydroxy-3-pentenoic acid (14) is at least 2000 times the estimated daily intake of No. 2000 when used as a flavouring agent. NR	Notes 1 and 2	No safety concern
					
2-Nonenoic acid γ-lactone	2001 21963-26-8	No, SPET: 60		Notes 1 and 2	No safety concern
					
4-Hydroxy-2,3-dimethyl-2,4-nonadienoic acid γ-lactone	2002 774-64-1	No, SPET: 62.5	B4. Yes. The NOAEL of 12.1 mg/kg bw per day for the related substance 5-hydroxy-2,4-decadienoic acid δ-lactone (No. 245) (13) is at least 12 000 times the estimated daily intake of No.	Notes 1 and 2	No safety concern
					



2002 when used as a  
flavouring agent.

CAS, Chemical Abstracts Service; NR, not required for evaluation because consumption of the substance was determined to be of no safety concern at step A3 of the Procedure

<sup>a</sup> Thirty-five flavouring agents in this group were previously evaluated by the Committee (Annex 1, reference 131).

<sup>b</sup> *Step 1*: Eleven flavouring agents in this group (Nos 1989–1999) are in structural class II. Three flavouring agents in this group (Nos 2000–2002) are in structural class III.

<sup>c</sup> *Step 2*: The 11 flavouring agents in structural class II and 2 flavouring agents in structural class III (Nos 2000 and 2001) can be predicted to be metabolized to innocuous products, and their evaluation therefore proceeded via the A-side of the Procedure. The evaluation of the remaining flavouring agent in structural class III (No. 2002) proceeded via the B-side of the Procedure.

<sup>d</sup> The thresholds for human intake for structural classes I, II and III are 1800, 540 and 90 µg/day, respectively. All intake values are expressed in µg/day. Either the highest SPET estimate or the MSDI estimates, if at least one is higher than the highest SPET estimate, are given in the table.

<sup>e</sup> The margin of safety was calculated based on the highest daily dietary exposure calculated either by SPET or as the MSDI.

Notes:

1. Aliphatic lactones are expected to undergo hydrolysis and oxidative metabolism in the fatty acid pathway.
2.  $\alpha,\beta$ -Unsaturated lactones may directly form conjugates with glutathione, followed by excretion in the urine.

Table 8

**Annual production volumes and dietary exposure of aliphatic lactones**

Flavouring agent (No.)	Most recent annual volume of production (kg) <sup>a</sup>	Dietary exposure				Annual volume from natural occurrence in foods (kg) <sup>d</sup>
		MSDI <sup>b</sup>		SPET <sup>c</sup>		
		µg/day	µg/kg bw per day	µg/day	µg/kg bw per day	
5-Pentyl-3H-furan-2-one (1989)				0.04	0.001	+
Europe	ND	ND	ND			
USA	8	1.0	0.02			
Japan	ND	ND	ND			
5-Hydroxy-4-methylhexanoic acid δ-lactone (1990)				800	13	+
Europe	0.1	0.01	0.0002			
USA	5	0.6	0.01			
Japan	ND	ND	ND			
Isoambrettolide (1991)				0.1	0.002	-
Europe	108	12	0.2			
USA	0.4	0.05	0.0008			
Japan	0.3	0.1	0.002			
7-Decen-4-olide (1992)				90	2	+
Europe	0.1	0.01	0.0002			
USA	ND	ND	ND			
Japan	0.1	0.03	0.0005			
9-Decen-5-olide (1993)				1000	17	-
Europe	ND	ND	ND			
USA	ND	ND	ND			
Japan	0.1	0.03	0.0005			
8-Decen-5-olide (1994)				200	3	-
Europe	0.5	0.06	0.001			
USA	ND	ND	ND			
Japan	2	0.7	0.01			
Orin lactone (1995)				300	5	-
Europe	ND	ND	ND			
USA	ND	ND	ND			
Japan	0.1	0.03	0.0005			
9-Dodecen-5-olide (1996)				1000	17	-
Europe	ND	ND	ND			
USA	ND	ND	ND			
Japan	0.3	0.08	0.0014			
9-Tetradecen-5-olide (1997)				1000	17	-
Europe	ND	ND	ND			
USA	ND	ND	ND			
Japan	0.1	0.03	0.0005			
γ-Octadecalactone (1998)				1000	17	+
Europe	ND	ND	ND			
USA	ND	ND	ND			
Japan	0.4	0.1	0.0019			

Table 8 (continued)

Flavouring agent (No.)	Most recent annual volume of production (kg) <sup>a</sup>	Dietary exposure				Annual volume from natural occurrence in foods (kg) <sup>d</sup>
		MSDI <sup>b</sup>		SPET <sup>c</sup>		
		µg/day	µg/kg bw per day	µg/day	µg/kg bw per day	
δ-Octadecalactone (1999)				40	1	+
Europe	ND	ND	ND			
USA	ND	ND	ND			
Japan	0.1	0.03	0.0005			
4-Hydroxy-2-butenic acid γ-lactone (2000)				500	8	+
Europe	0.1	0.01	0.0002			
USA	ND	ND	ND			
Japan	2	0.5	0.008			
2-Nonenoic acid γ-lactone (2001)				60	1	–
Europe	0.1	0.01	0.0002			
USA	ND	ND	ND			
Japan	0.1	0.03	0.0005			
4-Hydroxy-2,3-dimethyl-2,4-nonadienoic acid γ-lactone (2002)				80	1	+
Europe	0.1	0.01	0.0002			
USA	ND	ND	ND			
Japan	0.3	0.1	0.002			
<b>Total</b>						
Europe	109					
USA	13					
Japan	6					

ND, no data reported; +, reported to occur naturally in foods (8), but no quantitative data; –, not reported to occur naturally in foods

<sup>a</sup> From references 9–12. Values greater than zero but less than 0.1 kg were reported as 0.1 kg.

<sup>b</sup> MSDI (µg/person per day) calculated as follows:

(annual volume, kg) × (1 × 10<sup>9</sup> µg/kg)/(population × survey correction factor × 365 days), where population (10%, “eaters only”) = 32 × 10<sup>6</sup> for Europe, 28 × 10<sup>6</sup> for the USA and 13 × 10<sup>6</sup> for Japan; and where survey correction factor = 0.8 for the surveys in Europe, the USA and Japan, representing the assumption that only 80% of the annual flavour volume was reported in the poundage surveys (9–12).

MSDI (µg/kg bw per day) calculated as follows:

(µg/person per day)/body weight, where body weight = 60 kg. Slight variations may occur from rounding.

<sup>c</sup> SPET (µg/person per day) calculated as follows:

(standard food portion, g/day) × (average use level) (12). The dietary exposure from the single food category leading to the highest dietary exposure from one portion is taken as the SPET estimate.

SPET (µg/kg bw per day) calculated as follows:

(µg/person per day)/body weight, where body weight = 60 kg. Slight variations may occur from rounding.

<sup>d</sup> Qualitative data only are available (8).

*Subgroup i: Lactones from saturated linear and branched-chain hydroxycarboxylic acids*

The aliphatic lactones considered in this subgroup that are formed from saturated hydroxycarboxylic acids include one  $\delta$ -lactone with a branched chain (No. 1990) and one  $\gamma$ -lactone and one  $\delta$ -lactone with linear chains (Nos 1998 and 1999). These lactones would be predicted to be readily hydrolysed to the corresponding hydroxycarboxylic acid, followed by  $\beta$ -oxidative cleavage to yield metabolites that are completely oxidized in the fatty acid pathway and citric acid cycle.

*Subgroup ii: Lactones from unsaturated linear and branched-chain hydroxycarboxylic acids*

The aliphatic lactones considered in this subgroup that are formed from unsaturated hydroxycarboxylic acids include two  $\gamma$ -lactones with linear chains (Nos 1989 and 1992) and one with a branched chain (No. 1995). The group also contains four linear unsaturated  $\delta$ -lactones (Nos 1993, 1994, 1996 and 1997) and one  $\omega$ -lactone (No. 1991), which contains 16 carbons. There are three other unsaturated  $\gamma$ -lactones, but these contain  $\alpha,\beta$ -unsaturation (discussed below). These lactones would be predicted to be readily hydrolysed to the corresponding hydroxycarboxylic acid, followed by  $\beta$ -oxidative cleavage to yield metabolites that are completely metabolized in the fatty acid pathway and citric acid cycle.

*Subgroup iii: Lactones containing  $\alpha,\beta$ -unsaturation*

Metabolic processes such as oxidation and conjugation effectively eliminate reactive aldehyde groups from such substances when they are consumed in the amounts that would arise from their use as flavouring agents. The aliphatic lactones considered in this subgroup that contain  $\alpha,\beta$ -unsaturation are all  $\gamma$ -lactones. Two are linear  $\gamma$ -lactones (Nos 2000 and 2001), and one is a branched  $\gamma$ -lactone (No. 2002). These lactones would be predicted to be readily hydrolysed to the corresponding hydroxycarboxylic acid. Two of the flavouring agents (Nos 2000 and 2001) would undergo  $\beta$ -oxidative cleavage to yield metabolites that are completely metabolized in the fatty acid pathway and citric acid cycle. One of the flavouring agents (No. 2002) would be hydrolysed to a substituted 2,4-dienoic acid, which can undergo oxidation and/or excretion in the urine.

***Application of the Procedure for the Safety Evaluation of Flavouring Agents***

*Step 1.* In applying the Procedure for the Safety Evaluation of Flavouring Agents to this group of flavouring agents, the Committee assigned 11 of the flavouring agents (Nos 1989–1999) to structural class II and 3 flavouring

agents (Nos 2000–2002) to structural class III (7). The Committee noted that the open-chain forms that are in equilibrium with the lactone forms would be in structural class I or II.

*Step 2.* The 11 flavouring agents that were assigned to structural class II (Nos 1989–1999) are expected to be metabolized to innocuous products. The evaluation of these flavouring agents therefore proceeded via the A-side of the Procedure. Of the three flavouring agents that were assigned to structural class III (Nos 2000–2002), two (Nos 2000 and 2001) are expected to be metabolized via simple  $\alpha,\beta$ -unsaturated acids to innocuous products, and therefore their evaluation proceeded via the A-side of the Procedure; one (No. 2002) may undergo more complex metabolism, and its evaluation therefore proceeded via the B-side of the Procedure.

*Step A3.* The highest estimated daily intakes (calculated either as the MSDI or by the SPET) of six of the flavouring agents in structural class II (Nos 1989, 1991, 1992, 1994, 1995 and 1999) are below the threshold of concern (i.e. 540  $\mu\text{g}/\text{person}$  per day for class II). The safety of these six flavouring agents raises no concern at current estimated dietary exposures. The highest estimated daily intakes (calculated by the SPET) of the other five flavouring agents in structural class II (Nos 1990, 1993 and 1996–1998) are above the threshold of concern (i.e. 540  $\mu\text{g}/\text{person}$  per day for class II). Therefore, the evaluation of these five flavouring agents proceeded to step A4.

The highest estimated daily intakes (calculated either as the MSDI or by the SPET) of one of the flavouring agents in structural class III (No. 2001) is below the threshold of concern (90  $\mu\text{g}/\text{person}$  per day for class III), and therefore this flavouring agent would not be expected to be of safety concern. For the other flavouring agent in structural class III (No. 2000), the highest estimated daily intake (calculated by the SPET) is above the threshold of concern (90  $\mu\text{g}/\text{person}$  per day for class III), and therefore the evaluation proceeded to step A4.

*Step A4.* None of the five flavouring agents in structural class II or their metabolites are endogenous. Therefore, their evaluation proceeded to step A5.

Neither the structural class III flavouring agent, 4-hydroxy-2-butenic acid  $\gamma$ -lactone (No. 2000), nor its metabolites are endogenous; therefore, the evaluation proceeded to step A5.

*Step A5.* For the five flavouring agents in structural class II—namely, 5-hydroxy-4-methylhexanoic acid  $\delta$ -lactone (No. 1990), 9-decen-5-olide (No. 1993), 9-dodecen-5-olide (No. 1996), 9-tetradecen-5-olide (No. 1997) and  $\gamma$ -octadecalactone (No. 1998)—the NOEL of 12.1 mg/kg bw per day for the structurally related flavouring agent 5-hydroxy-2,4-decadienoic acid  $\delta$ -lactone (No. 245) from a 90-day dietary study in rats (13) is appropriate. The

NOEL of 12.1 mg/kg bw per day for 5-hydroxy-2,4-decadienoic acid  $\delta$ -lactone (No. 245) provides a margin of safety of at least 700 or at least 900 in relation to the estimated dietary exposure to each of these flavouring agents. Therefore, the Committee concluded that all of these five flavouring agents in structural class II would not pose a safety concern at current estimated dietary exposures.

For the structural class III flavouring agent, 4-hydroxy-2-butenic acid  $\gamma$ -lactone (No. 2000), the NOAEL of 17.4 mg/kg bw per day for the structurally related 4-hydroxy-3-pentenoic acid (the open-chain form of 4-hydroxy-3-pentenoic acid lactone [No. 221]) in a 90-day study in rats (14) provides a margin of safety of approximately 2000 in relation to the highest estimated dietary exposure to No. 2000. Therefore, the Committee concluded that 4-hydroxy-2-butenic acid  $\gamma$ -lactone (No. 2000) would not pose a safety concern at current estimated dietary exposures.

*Step B3.* For the flavouring agent in structural class III, 4-hydroxy-2,3-dimethyl-2,4-nonadienoic acid  $\gamma$ -lactone (No. 2002), the highest estimated daily intake (calculated either as the MSDI or by the SPET) is below the threshold of concern (90  $\mu$ g/person per day for class II), and its evaluation therefore proceeded to step B4.

*Step B4.* For 4-hydroxy-2,3-dimethyl-2,4-nonadienoic acid  $\gamma$ -lactone (No. 2002), the NOEL of 12.1 mg/kg bw per day for the structurally related flavouring agent 5-hydroxy-2,4-decadienoic acid  $\delta$ -lactone (No. 245) from a 90-day dietary study in rats (13) is appropriate. This NOEL provides a margin of safety of at least 12 000 in relation to the estimated dietary exposure to No. 2002. Therefore, the Committee concluded that 4-hydroxy-2,3-dimethyl-2,4-nonadienoic acid  $\gamma$ -lactone (No. 2002) would not pose a safety concern at current estimated dietary exposures.

**Table 7** summarizes the evaluations of the 14 additional flavouring agents belonging to the group of aliphatic lactones used as flavouring agents (Nos 1989–2002).

### ***Additional biochemical data and toxicological studies***

Data from additional biochemical and toxicological studies on this group of flavouring agents have been submitted since the initial consideration by the Committee at the forty-ninth meeting (Annex 1, reference 132). These data are summarized below.

Lactones have been reported to undergo hydrolysis with the human serum enzyme paraoxanase (PON1). This enzyme is synthesized in the liver and exported to the blood. It has a variety of substrates, including carboxylic acid esters and lactones. With a lactone substrate, it causes the lactone ring to open

hydrolytically, yielding a corresponding hydroxyl-substituted carboxylic acid. To better characterize the lactonase activity of PON1, the hydrolysis of a series of lactones was investigated. PON1 was able to readily hydrolyse a series of 30 lactones containing different structural features. Only the lactones that are pseudoaromatic (e.g. coumarin) did not undergo extensive hydrolysis by PON1 (15).

Oral median lethal dose (LD<sub>50</sub>) values have been reported for one of the flavouring agents of this group. In male rats, an LD<sub>50</sub> value of >5000 mg/kg bw was reported for 8-decen-5-olide (No. 1994) (16).

In vitro genotoxicity studies have been reported for three flavouring agents in this group (Nos 1990–1992). For 5-hydroxy-4-methylhexanoic acid  $\delta$ -lactone (No. 1990), negative results were reported in reverse mutation assays with *Salmonella typhimurium* strains TA98, TA100, TA102, TA1535 and TA1537 incubated with 100, 316, 1000 and 3160  $\mu$ g/plate with and without metabolic activation (17). For isoambrettolide (No. 1991), negative results were reported in reverse mutation assays with *S. typhimurium* strains TA98, TA100, TA102, TA1535 and TA1537 incubated with 33, 100, 333, 1000, 2500 and 5000  $\mu$ g/plate with and without metabolic activation. Negative results for isoambrettolide (No. 1991) were also reported in a modified reverse mutation assay using the preincubation method with *S. typhimurium* strains TA98, TA100, TA102, TA1535 and TA1537 incubated with 33, 100, 333, 1000, 2500 and 5000  $\mu$ g/plate with and without metabolic activation (18). For 7-decen-4-olide (No. 1992), negative results were reported in Ames assays with *S. typhimurium* strains TA98, TA100, TA1535 and TA1537 incubated with 15, 50, 150, 500, 1500 and 5000  $\mu$ g/plate with and without metabolic activation (19).

### **Consideration of combined intakes from use as flavouring agents**

The safety assessment of possible combined intakes of flavouring agents was based on the presence of common metabolites or a homologous series as proposed at the sixty-eighth meeting (Annex 1, reference 187) and using the MSDI exposure assessment as proposed at the sixty-ninth meeting (Annex 1, reference 190).

The consideration of combined intakes from the use of aliphatic lactones as flavouring agents was discussed in the report of the forty-ninth meeting (Annex 1, reference 132). The additional aliphatic lactones considered at this meeting from each of the structural classes all have very low dietary exposures compared with the aliphatic lactones considered previously and would not contribute significantly to the combined intakes of this flavouring group. All of these additional aliphatic lactones would be expected to be efficiently metabolized to innocuous substances and would not saturate metabolic pathways.

## ***Consideration of secondary components***

One member of this group of flavouring agents (No. 2002) has a minimum assay value of less than 95%. The secondary component of 4-hydroxy-2,3-dimethyl-2,4-nonadienoic acid  $\gamma$ -lactone is 3,4-dimethyl-5-ketobutanoic acid  $\gamma$ -lactone. This substance is expected to share the same metabolic fate as the primary substance and is not considered to present a safety concern at current estimated dietary exposures. Information on the safety of the secondary component of this flavouring agent is summarized in Annex 4.

## ***Conclusion***

In the previous evaluation of aliphatic lactones in this group at the forty-ninth meeting and in the subsequent evaluation of  $\alpha,\beta$ -unsaturated flavouring agents at the fifty-fifth meeting, studies of acute toxicity, short-term toxicity, long-term toxicity and carcinogenicity, genotoxicity and reproductive toxicity were available. The toxicity data available for the evaluation of these additional flavouring agents supported the data from previous evaluations.

The Committee concluded that these 14 additional members of the group of aliphatic lactones when used as flavouring agents would not present safety concerns at current estimated dietary exposures.

An addendum to the toxicological monograph was not prepared.

### ***4.1.7 Aliphatic primary alcohols, aldehydes, carboxylic acids, acetals and esters containing additional oxygenated functional groups: additional compounds***

The Committee evaluated 44 additional flavouring agents belonging to the group of aliphatic primary alcohols, aldehydes, carboxylic acids, acetals and esters containing additional oxygenated functional groups, which was evaluated previously. The additional flavouring agents included 23 esters, 11 diesters, 5 acids, 2 primary alcohols, 2 ketals and 1 acetal. The evaluations were conducted according to the Procedure for the Safety Evaluation of Flavouring Agents (see [Fig. 1](#); [Annex 1](#), [reference 131](#)). None of these flavouring agents has previously been evaluated.

The Committee previously evaluated 47 other members of this group of flavouring agents at its fifty-third meeting ([Annex 1](#), [reference 144](#)). The Committee concluded that all 47 flavouring agents in that group were of no safety concern based on estimated dietary exposures.

Eleven of the additional 44 flavouring agents are natural components of food (Nos 1945, 1949, 1951, 1955, 1956, 1959, 1962, 1964, 1967, 1976 and 1987). They have been detected in pineapple, coconut, cape gooseberry, melon, licorice, potato, raspberry, papaya, pear, honey, scallop, pork, beef, guinea hen, mushroom, tamarind, cheese, beer and apple and pear brandy (8).



## ***Assessment of dietary exposure***

The total annual volumes of production of this group of 44 additional flavouring agents are approximately 7 kg in Europe, 2 kg in the USA and 980 kg in Japan (9–12). In Europe, greater than 70% of the annual volume of production is accounted for by hydroxyacetone (No. 1945), and in the USA, 100% of the annual volume of production is accounted for by (±)-ethyl 3-hydroxy-2-methylbutyrate (No. 1949).

The estimated dietary exposures for each of the flavouring agents, calculated either as the MSDI or using the SPET, are reported in [Table 9](#). The highest estimate is for dipropyl adipate (No. 1965) (2000 µg, the SPET value for fine bakery ware). For the other flavouring agents in the group, the daily dietary exposures range from 0.02 to 1600 µg, with the SPET yielding the higher estimate for all except the mixture of 6-(5-decenoyloxy)decanoic acid and 6-(6-decenoyloxy)decanoic acid (No. 1977). Reported annual volumes of production of this group of flavouring agents and the calculated daily dietary exposures (MSDI and SPET) are summarized in [Table 10](#).

## ***Absorption, distribution, metabolism and elimination***

Studies on the metabolism of aliphatic primary alcohols, aldehydes, carboxylic acids, acetals and esters containing additional oxygenated functional groups were considered at the fifty-third meeting (Annex 1, reference 144).

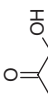
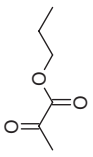
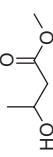
Many of the substances in this group are esters, diesters, acetals or ketals and are expected to undergo hydrolysis to their corresponding alcohol (saturated linear or branched-chain aliphatic primary alcohols or branched-chain hydroxyl- or keto-alcohols). The presence of a second oxygenated functional group is expected to have little effect on ester hydrolysis. The  $\beta$ -keto acids and derivatives easily undergo decarboxylation and, with  $\alpha$ -keto and  $\alpha$ -hydroxyacids, yield breakdown products that are incorporated into normal biochemical pathways. The  $\gamma$ -keto acids and related substances may undergo complete or partial  $\beta$ -oxidation to yield metabolites that are eliminated in the urine. The  $\omega$ -substituted derivatives are predicted to be readily oxidized and/or excreted in the urine. The simple aliphatic dicarboxylic and tricarboxylic acids either occur endogenously in humans or are structurally related to endogenous substances. These substances are metabolized through the fatty acid  $\beta$ -oxidation pathway or the tricarboxylic acid cycle (21).

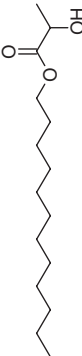
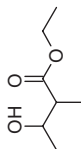
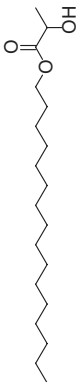
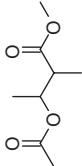
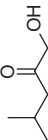
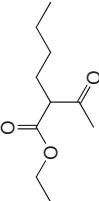
## ***Application of the Procedure for the Safety Evaluation of Flavouring Agents***

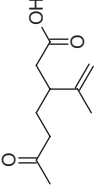
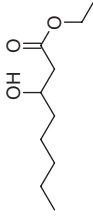
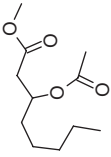
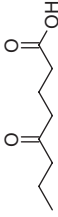
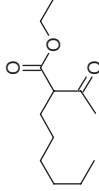
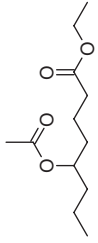
*Step 1.* In applying the Procedure for the Safety Evaluation of Flavouring Agents to this group of flavouring agents, the Committee assigned 40 flavouring agents (Nos 1945–1968, 1970–1972, 1974 and 1976–1987) to structural class I and 4 flavouring agents (Nos 1969, 1973, 1975 and 1988) to structural class III (7).

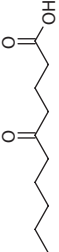
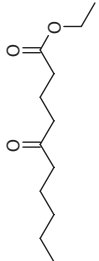
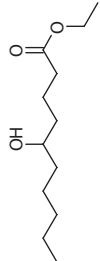
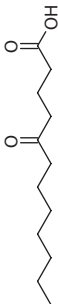
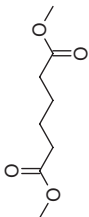
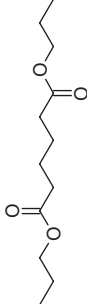
Table 9


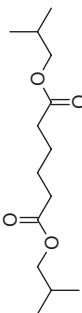
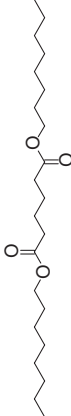
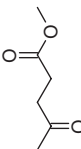
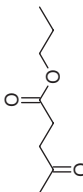
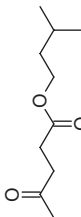
**Summary of the results of the safety evaluations of aliphatic primary alcohols, aldehydes, carboxylic acids, acetals and esters containing additional oxygenated functional groups used as flavouring agents<sup>a,b,c</sup>**

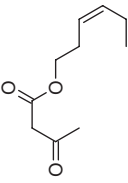
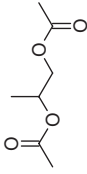
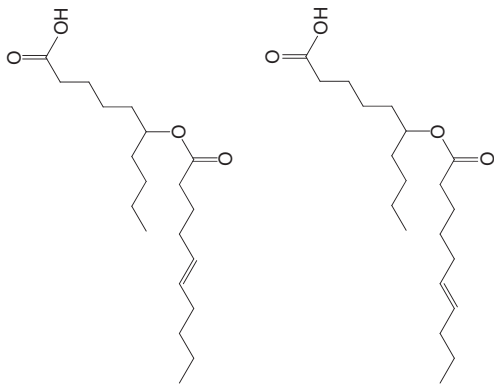
Flavouring agent	No.	CAS No. and structure	Step A3 <sup>d,e</sup> Does intake exceed the threshold for human intake?	Step A4/A5 Is the substance or are its metabolites endogenous? A5. Are additional data available for substances with an estimated intake exceeding the threshold of concern? <sup>e</sup>	Comments on predicted metabolism	Conclusion based on current estimated dietary exposure
Structural class I Hydroxyacetone	1945	116-09-6 	No, SPET: 1500	NR	Note 1	No safety concern
Propyl pyruvate	1946	20279-43-0 	No, SPET: 200	NR	Notes 2 and 3	No safety concern
Methyl 3-hydroxybutyrate	1947	1487-49-6 	No, SPET: 6	NR	Notes 2 and 3	No safety concern

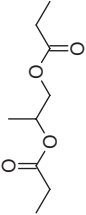
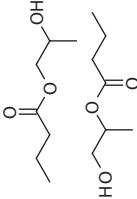
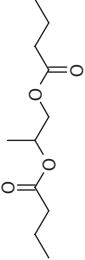
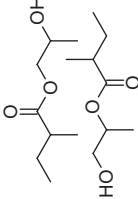
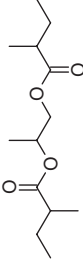
Dodecyl lactate	1948 6283-92-7		No, SPET: NR 600	Notes 2 and 3	No safety concern
(±)-Ethyl 3-hydroxy-2-methylbutyrate	1949 27372-03-8		No, SPET: NR 210	Notes 2 and 3	No safety concern
Hexadecyl lactate	1950 35274-05-6		No, SPET: NR 100	Notes 2 and 3	No safety concern
Methyl 3-acetoxy-2-methylbutyrate	1951 139564-42-4		No, SPET: NR 300	Notes 2 and 3	No safety concern
1-Hydroxy-4-methyl-2-pentanone	1952 68113-55-3		No, SPET: NR 80	Notes 3 and 4	No safety concern
Ethyl 2-acetylhexanoate	1953 1540-29-0		No, SPET: NR 400	Notes 2, 4 and 5	No safety concern

3-Isopropenyl-6-oxoheptanoic acid	1954 4436-82-2		No, SPET: NR 3	Notes 5 and 6	No safety concern
Ethyl 3-hydroxyoctanoate	1955 7367-90-0		No, SPET: NR 15	Notes 2 and 3	No safety concern
Methyl 3-acetoxyoctanoate	1956 35234-21-0		No, SPET: NR 300	Notes 2 and 3	No safety concern
5-Oxoocanoic acid	1957 3637-14-7		No, SPET: NR 2	Notes 3, 4 and 6	No safety concern
Ethyl 2-acetyloctanoate	1958 29214-60-6		No, SPET: NR 1200	Notes 2, 4 and 6	No safety concern
Ethyl 5-acetoxyoctanoate	1959 35234-25-4		No, SPET: NR 1200	Notes 2 and 3	No safety concern

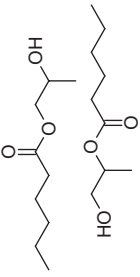
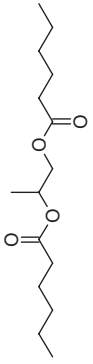
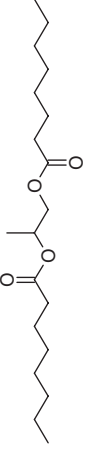
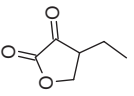

5-Oxodecanoic acid	1960 624-01-1		No, SPET: NR 2	Notes 3, 4 and 6	No safety concern
Ethyl 5-oxodecanoate	1961 93919-00-7		No, SPET: NR 1000	Notes 2, 3, 4 and 6	No safety concern
Ethyl 5-hydroxydecanoate	1962 75587-06-3		No, SPET: NR 300	Notes 2 and 3	No safety concern
5-Oxododecanoic acid	1963 3637-16-9		No, SPET: NR 2	Notes 3, 4 and 6	No safety concern
Dimethyl adipate	1964 627-93-0		No, SPET: NR 1000	Notes 2 and 3	No safety concern
Dipropyl adipate	1965 106-19-4		No, SPET: NR 2000	Notes 2 and 3	No safety concern

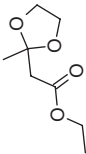
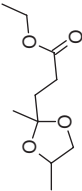
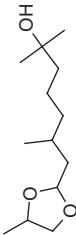
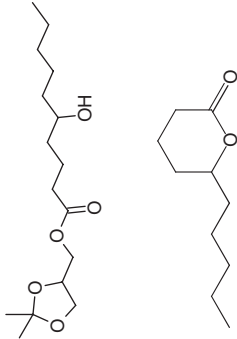
Diisopropyl adipate	1966 6938-94-9 	No, SPET: NR 1200	Notes 2 and 3	No safety concern
Diisobutyl adipate	1967 141-04-8 	No, SPET: NR 1000	Notes 2 and 3	No safety concern
Diethyl adipate	1968 123-79-5 	No, SPET: NR 1600	Notes 2 and 3	No safety concern
Methyl levulinate	1970 624-45-3 	No, SPET: NR 600	Notes 2, 3, 4 and 6	No safety concern
Propyl levulinate	1971 645-67-0 	No, SPET: NR 625	Notes 2, 3, 4 and 6	No safety concern
Isoamyl levulinate	1972 71172-75-3 	No, SPET: NR 300	Notes 2, 3, 5 and 6	No safety concern

<i>cis</i> -3-Hexenyl acetoacetate	1974 84434-20-8 	No, SPET: NR 1200	Notes 2, 3 and 4	No safety concern
Propyleneglycol diacetate	1976 623-84-7 	No, SPET: NR 320	Notes 2 and 7	No safety concern
Mixture of 6-(5- Decenoxy)decanoic acid and 6-(6- Decenoxy)decanoic acid	1977 85392-05-8; 85392-06-9 	No, MSDI: NR Europe: ND USA: ND Japan: 61	Notes 2, 3, 5 and 6	No safety concern

Propyleneglycol dipropionate	1978 10108-80-2		No, SPET: NR 1250	Notes 2, 3 and 7	No safety concern
Propyleneglycol monobutyrate (mixture of isomers)	1979 29592-95-8		No, SPET: NR 1600	Notes 2, 3 and 7	No safety concern
Propyleneglycol dibutyrate	1980 50980-84-2		No, SPET: NR 400	Notes 2, 3 and 7	No safety concern
Propyleneglycol mono-2-methylbutyrate (mixture of isomers)	1981 923593-56-0; 923593-57-1		No, SPET: NR 1600	Notes 2, 3 and 7	No safety concern
Propyleneglycol di-2-methylbutyrate	1982 15514-30-0		No, SPET: NR 400	Notes 2, 3 and 7	No safety concern



Propyleneglycol monohexanoate (mixture of isomers)	1983 39556-41-7; 170678-49-6		No, SPET: NR 1600	Notes 2, 3 and 7	No safety concern
Propyleneglycol dihexanoate	1984 50343-36-7		No, SPET: NR 1600	Notes 2, 3 and 7	No safety concern
Propyleneglycol dioctanoate	1985 7384-98-7		No, SPET: NR 300	Notes 2, 3 and 7	No safety concern
2-Oxo-3-ethyl-4-butanolide	1986 923291-29-6		No, SPET: NR 150	Notes 3 and 8	No safety concern
Ethyl 5-hydroxyoctanoate	1987 75587-05-2		No, SPET: NR 900	Notes 2, 5 and 6	No safety concern

Structural class III					
Ethyl acetoacetate ethyleneglycol ketal	1969 6413-10-1		No, SPET: NR 80	Notes 2, 9 and 10	No safety concern
Ethyl levulinate propyleneglycol ketal	1973 5413-49-0		Yes, SPET: A4. Not endogenous 800 A5. Additional data required	Notes 2, 3, 7 and 9	Additional data required to complete evaluation
Hydroxycitronellal propyleneglycol acetal	1975 93804-64-9		No, SPET: NR 30	Notes 7, 9 and 11	No safety concern
Mixture of Isopropylideneglyceryl 5-hydroxyoctanoate and δ-Decalactone (No. 232)	1988 172201-58-0; 705-86-2		Yes, SPET: A4. Not endogenous 1600 A5. Additional data required	Notes 2, 6, 9 and 11	Additional data required to complete evaluation

CAS, Chemical Abstracts Service; ND, no data reported; NR, not required for evaluation because consumption of the substance was determined to be of no safety concern at step A3 of the Procedure

<sup>a</sup> Forty-seven flavouring agents in this group were previously evaluated by the Committee (Annex 1, reference 144).

<sup>b</sup> *Step 1:* Forty flavouring agents in this group (Nos 1945–1968, 1970–1972, 1974 and 1976–1987) are in structural class I. Four flavouring agents in this group (Nos 1969, 1973, 1975 and 1988) are in structural class III.

<sup>c</sup> *Step 2:* All of the agents in this group can be predicted to be metabolized to innocuous products.

<sup>d</sup> The thresholds for human intake for structural classes I, II and III are 1800, 540 and 90 µg/day, respectively. All intake values are expressed in µg/day. Either the highest SPET estimate or the MSDI estimates, if at least one is higher than the highest SPET estimate, are given in the table.

<sup>e</sup> The margin of safety was calculated based on the highest daily dietary exposure calculated either by the SPET or as the MSDI.

**Notes:**

1. Hydroxyacetone is readily biotransformed into metabolites that eventually enter the citric acid cycle.
2. The ester is expected to be hydrolysed to the corresponding alcohol and carboxylic acid.
3. Biotransformed by endogenous metabolism to carbon dioxide and water.
4. Biotransformed by reduction to the ketone and subsequent conjugation and excretion and/or oxidative metabolism.
5. It is anticipated that the ketone group will be reduced to the secondary alcohol and excreted in the urine as the glucuronic acid conjugate.
6. Acid metabolites will be excreted in the urine.
7. Propylene glycol is readily oxidized to lactic acid.
8. Butanediols readily undergo lactone hydrolysis, followed by decarboxylation.
9. The acetal or ketal is expected to be hydrolysed, liberating the aldehyde or ketone.
10. Acetoacetate is readily converted to acetyl coenzyme A and completely metabolized.
11. The alcohol is anticipated to be excreted in the urine as the glucuronic acid conjugate.

Table 10

**Annual volumes of production and dietary exposure for aliphatic primary alcohols, aldehydes, carboxylic acids, acetals and esters containing additional oxygenated functional groups used as flavouring agents in Europe, the USA and Japan**

Flavouring agent (No.)	Most recent annual volume of production (kg) <sup>a</sup>	Dietary exposure				Annual volume from natural occurrence in foods (kg) <sup>d,e</sup>
		MSD <sup>b</sup>		SPET <sup>c</sup>		
		µg/day	µg/kg bw per day	µg/day	µg/kg bw per day	
Hydroxyacetone (1945)				1500	25	72
Europe	5.0	0.5	0.01			
USA	ND	ND	ND			
Japan	37	11	0.2			
Propyl pyruvate (1946)				200	3	–
Europe	ND	ND	ND			
USA	ND	ND	ND			
Japan	1.0	0.3	0.005			
Methyl 3-hydroxybutyrate (1947)				6	0.1	–
Europe	ND	ND	ND			
USA	ND	ND	ND			
Japan	0.1	0.03	0.0005			
Dodecyl lactate (1948)				800	13	–
Europe	ND	ND	ND			
USA	ND	ND	ND			
Japan	0.5	0.1	0.002			
(±)-Ethyl 3-hydroxy-2-methylbutyrate (1949)				210	4	+
Europe	ND	ND	ND			
USA	2	0.2	0.004			
Japan	ND	ND	ND			
Hexadecyl lactate (1950)				160	3	–
Europe	ND	ND	ND			
USA	ND	ND	ND			
Japan	33	9	0.2			
Methyl 3-acetoxy-2-methylbutyrate (1951)				300	5	+
Europe	ND	ND	ND			
USA	ND	ND	ND			
Japan	2	1	0.01			
1-Hydroxy-4-methyl-2-pentanone (1952)				80	1	–
Europe	ND	ND	ND			
USA	ND	ND	ND			
Japan	0.2	0.1	0.001			
Ethyl 2-acetylhexanoate (1953)				400	7	–
Europe	ND	ND	ND			
USA	ND	ND	ND			
Japan	0.1	0.04	0.001			

Table 10 (continued)

Flavouring agent (No.)	Most recent annual volume of production (kg) <sup>a</sup>	Dietary exposure				Annual volume from natural occurrence in foods (kg) <sup>d,e</sup>
		MSDI <sup>b</sup>		SPET <sup>c</sup>		
		µg/day	µg/kg bw per day	µg/day	µg/kg bw per day	
3-Isopropenyl-6-oxoheptanoic acid (1954)				3	0.1	–
Europe	ND	ND	ND			
USA	ND	ND	ND			
Japan	0.1	0.02	0.0003			
Ethyl 3-hydroxyoctanoate (1955)				15	0.3	+
Europe	2.0	0.2	0.004			
USA	ND	ND	ND			
Japan	0.3	0.1	0.002			
Methyl 3-acetoxyoctanoate (1956)				300	5	32
Europe	ND	ND	ND			
USA	ND	ND	ND			
Japan	0.2	0.04	0.001			
5-Oxo-octanoic acid (1957)				2	0.03	–
Europe	ND	ND	ND			
USA	ND	ND	ND			
Japan	0.3	0.1	0.001			
Ethyl 2-acetyloctanoate (1958)				1200	20	–
Europe	ND	ND	ND			
USA	ND	ND	ND			
Japan	19	5	0.1			
Ethyl 5-acetoxyoctanoate (1959)				1200	20	+
Europe	ND	ND	ND			
USA	ND	ND	ND			
Japan	1	0.3	0.01			
5-Oxodecanoic acid (1960)				2	0.03	–
Europe	ND	ND	ND			
USA	ND	ND	ND			
Japan	1	0.3	0.005			
Ethyl 5-oxodecanoate (1961)				1000	17	–
Europe	ND	ND	ND			
USA	ND	ND	ND			
Japan	27	8	0.1			

Flavouring agent (No.)	Most recent annual volume of production (kg) <sup>a</sup>	Dietary exposure				Annual volume from natural occurrence in foods (kg) <sup>d,e</sup>
		MSDI <sup>b</sup>		SPET <sup>c</sup>		
		µg/day	µg/kg bw per day	µg/day	µg/kg bw per day	
Ethyl 5-hydroxydecanoate (1962)				300	5	+
Europe	ND	ND	ND			
USA	ND	ND	ND			
Japan	121	35	0.6			
5-Oxododecanoic acid (1963)				2	0.03	–
Europe	ND	ND	ND			
USA	ND	ND	ND			
Japan	1.0	0.3	0.00			
Dimethyl adipate (1964)				1000	17	+
Europe	ND	ND	ND			
USA	ND	ND	ND			
Japan	0.1	0.03	0.0005			
Dipropyl adipate (1965)				2000	33	–
Europe	ND	ND	ND			
USA	ND	ND	ND			
Japan	145	41	0.7			
Diisopropyl adipate (1966)				1200	20	–
Europe	ND	ND	ND			
USA	ND	ND	ND			
Japan	53	15	0.3			
Diisobutyl adipate (1967)				1000	17	+
Europe	ND	ND	ND			
USA	ND	ND	ND			
Japan	0.5	0.1	0.002			
Diocetyl adipate (1968)				1600	27	–
Europe	ND	ND	ND			
USA	ND	ND	ND			
Japan	15	4	0.07			
Ethyl acetoacetate ethyleneglycol ketal (1969)				80	1	–
Europe	ND	ND	ND			
USA	ND	ND	ND			
Japan	16	5	0.1			
Methyl levulinate (1970)				600	10	–
Europe	ND	ND	ND			
USA	ND	ND	ND			
Japan	7	2	0.03			
Propyl levulinate (1971)				625	10	–
Europe	ND	ND	ND			

Table 10 (continued)

Flavouring agent (No.)	Most recent annual volume of production (kg) <sup>a</sup>	Dietary exposure				Annual volume from natural occurrence in foods (kg) <sup>d,e</sup>
		MSDI <sup>b</sup>		SPET <sup>c</sup>		
		µg/day	µg/kg bw per day	µg/day	µg/kg bw per day	
USA	ND	ND	ND			
Japan	2	0.4	0.01			
Isoamyl levulinate (1972)				300	5	–
Europe	ND	ND	ND			
USA	ND	ND	ND			
Japan	20	5.7	0.1			
Ethyl levulinate propyleneglycol ketal (1973)				800	13	–
Europe	ND	ND	ND			
USA	ND	ND	ND			
Japan	112	32	0.5			
<i>cis</i> -3-Hexenyl acetoacetate (1974)				1200	20	–
Europe	ND	ND	ND			
USA	ND	ND	ND			
Japan	7	2	0.03			
Hydroxycitronellal propyleneglycol acetal (1975)				30	0.5	–
Europe	ND	ND	ND			
USA	ND	ND	ND			
Japan	0.7	0.2	0.003			
Propyleneglycol diacetate (1976)				320	5	+
Europe	ND	ND	ND			
USA	ND	ND	ND			
Japan	36	10	0.2			
Mixture of 6-(5-Decenoyloxy)decanoic acid and 6-(6-Decenoyloxy)decanoic acid (1977)				15	0.3	–
Europe	ND	ND	ND			
USA	ND	ND	ND			
Japan	215	61	1.0			
Propyleneglycol dipropionate (1978)				1250	21	–
Europe	ND	ND	ND			
USA	ND	ND	ND			
Japan	0.1	0.02	0.0003			

Flavouring agent (No.)	Most recent annual volume of production (kg) <sup>a</sup>	Dietary exposure				Annual volume from natural occurrence in foods (kg) <sup>d,e</sup>
		MSDI <sup>b</sup>		SPET <sup>c</sup>		
		µg/day	µg/kg bw per day	µg/day	µg/kg bw per day	
Propyleneglycol monobutyrate (mixture of isomers) (1979)				1600	27	–
Europe	ND	ND	ND			
USA	ND	ND	ND			
Japan	47	13	0.2			
Propyleneglycol dibutyrate (1980)				400	7	–
Europe	ND	ND	ND			
USA	ND	ND	ND			
Japan	1	0.3	0.01			
Propyleneglycol mono-2-methylbutyrate (mixture of isomers) (1981)				1600	27	–
Europe	ND	ND	ND			
USA	ND	ND	ND			
Japan	5	1	0.02			
Propyleneglycol di-2-methylbutyrate (1982)				400	7	–
Europe	ND	ND	ND			
USA	ND	ND	ND			
Japan	0.1	0.03	0.0005			
Propyleneglycol monohexanoate (mixture of isomers) (1983)				1600	27	–
Europe	ND	ND	ND			
USA	ND	ND	ND			
Japan	3	0.9	0.02			
Propyleneglycol dihexanoate (1984)				1600	27	–
Europe	ND	ND	ND			
USA	ND	ND	ND			
Japan	0.7	0.2	0.003			
Propyleneglycol dioctanoate (1985)				300	5	–
Europe	ND	ND	ND			
USA	ND	ND	ND			
Japan	5	1	0.02			
2-Oxo-3-ethyl-4-butanolide (1986)				150	3	–
Europe	ND	ND	ND			
USA	ND	ND	ND			



Table 10 (continued)

Flavouring agent (No.)	Most recent annual volume of production (kg) <sup>a</sup>	Dietary exposure				Annual volume from natural occurrence in foods (kg) <sup>d,e</sup>
		MSDI <sup>b</sup>		SPET <sup>c</sup>		
		µg/day	µg/kg bw per day	µg/day	µg/kg bw per day	
Japan	0.1	0.03	0.001			
Ethyl 5-hydroxyoctanoate (1987)				900	15	1014
Europe	ND	ND	ND			
USA	ND	ND	ND			
Japan	0.5	0.1	0.002			
Mixture of Isopropylideneglyceryl 5-hydroxydecanoate and δ-Decalactone (1988)				1600	27	–
Europe	ND	ND	ND			
USA	ND	ND	ND			
Japan	43	12	0.2			
<b>Total</b>						
Europe	7					
USA	2					
Japan	980					

ND, no data reported; +, reported to occur naturally in foods (8), but no quantitative data; –, not reported to occur naturally in foods

<sup>a</sup> From references 9–12. Values greater than zero but less than 0.1 kg were reported as 0.1 kg.

<sup>b</sup> MSDI (µg/person per day) calculated as follows:

(annual volume, kg) × (1 × 10<sup>9</sup> µg/kg)/(population × survey correction factor × 365 days), where population (10%, “eaters only”) = 32 × 10<sup>6</sup> for Europe, 28 × 10<sup>6</sup> for the USA and 13 × 10<sup>6</sup> for Japan; and where survey correction factor = 0.8 for the surveys in Europe, the USA and Japan, representing the assumption that only 80% of the annual flavour volume was reported in the poundage surveys (9–12).

MSDI (µg/kg bw per day) calculated as follows:

(µg/person per day)/body weight, where body weight = 60 kg. Slight variations may occur from rounding.

<sup>c</sup> SPET (µg/person per day) calculated as follows:

(standard food portion, g/day) × (average use level) (12). The dietary exposure from the single food category leading to the highest dietary exposure from one portion is taken as the SPET estimate.

SPET (µg/kg bw per day) calculated as follows:

(µg/person per day)/body weight, where body weight = 60 kg. Slight variations may occur from rounding.

<sup>d</sup> Qualitative data reported by Nijssen, van Ingen-Visscher & Donders (8).

<sup>e</sup> Quantitative data for the USA reported by Stofberg & Grundschober (20). The consumption ratio (annual consumption via food, kg)/(most recent reported production volume as a flavouring substance, kg) was not determined, as consumption data from the USA only were available.

*Step 2.* All of the flavouring agents in structural class I or III are expected to be metabolized to innocuous products. The evaluation of these substances therefore proceeded via the A-side of the Procedure.

*Step A3.* The highest estimated daily intakes (calculated either as the MSDI or by the SPET) of the 40 flavouring agents in structural class I are below the threshold of concern (i.e. 1800 µg/person per day for class I). The highest estimated daily intakes (calculated either as the MSDI or by the SPET) of two flavouring agents (Nos 1969 and 1975) in structural class III are below the threshold of concern (i.e. 90 µg/person per day for class III). The safety of these 42 flavouring agents at their current estimated dietary exposures raises no concern. The highest estimated daily intakes (calculated by the SPET) of the other two flavouring agents (Nos 1973 and 1988) in structural class III are above the threshold of concern (i.e. 90 µg/person per day for class III). For these two flavouring agents, the evaluation proceeded to step A4.

*Step A4.* Neither of the two flavouring agents (Nos 1973 and 1988) is endogenous, and therefore the evaluation proceeded to step A5.

*Step A5.* For ethyl levulinate propyleneglycol ketal (No. 1973) and the mixture of isopropylideneglycerol 5-hydroxydecanoate and δ-decalactone (No. 1988), adequate data on the rate and extent of hydrolysis were not available. NOELs were not available for these substances or for structurally related substances. Therefore, for these two substances, the Committee concluded that additional data would be necessary to complete the evaluation.

**Table 9** summarizes the evaluations of the 44 additional members of the group of aliphatic primary alcohols, aldehydes, carboxylic acids, acetals and esters containing additional oxygenated functional groups used as flavouring agents (Nos 1945–1988).

### **Additional toxicological studies**

Toxicity data on these additional flavouring agents have been submitted.

Oral LD<sub>50</sub> values have been reported for 2 of the 44 additional flavouring agents in this group. For diisobutyl adipate (No. 1967) and ethyl acetoacetate ethyleneglycol ketal (No. 1969), LD<sub>50</sub> values in rats were reported as greater than 5000 mg/kg bw (22, 23).

Genotoxicity studies have been reported for acetoacetate ethyleneglycol ketal (No. 1969). No genotoxic potential was observed when *Salmonella typhimurium* strains TA98, TA100, TA102, TA1535 or TA1537 were incubated with 0, 33, 100, 333, 1000, 2500 or 5000 µg of ethyl acetoacetate ethyleneglycol ketal per plate in the absence and presence of S9 metabolic activation (24).

## Consideration of combined intakes from use as flavouring agents

The safety assessment of possible combined intakes of flavouring agents was based on the presence of common metabolites or a homologous series as proposed at the sixty-eighth meeting (Annex 1, reference 187) and using the MSDI exposure assessment as proposed at the sixty-ninth meeting (Annex 1, reference 190).

This group of flavouring agents contains several homologous series that have common metabolites—namely, pyruvate, 3-hydroxybutyrate, levulinic acid, propylene glycol, adipate and lactate. In the unlikely event that any of these flavouring agents with a common metabolite or that are members of a homologous series were to be consumed concurrently on a daily basis, the estimated combined intakes would be as shown in Table 11.

Table 11

**Combined dietary exposure for the homologous series with a common metabolite within this group of aliphatic primary alcohols, aldehydes, carboxylic acids, acetals and esters containing additional oxygenated functional groups used as flavouring agents**

Common metabolite	Substances with highest dietary exposure (Nos)	Estimated combined dietary exposure in Europe, USA and Japan (µg/person per day)	Dietary exposure relative to the threshold of concern (1800 µg/person per day)
Pyruvate	936, 937, 938, 1946	183 (Europe), 88 (USA), 0.2 (Japan)	Not exceeded
3-Hydroxybutyrate	600, 601, 604, 1947, 1949, 1955, 1956	90 (Europe), 3.2 (USA), 0.1 (Japan)	Not exceeded
Levulinic acid	606, 607, 608, 1970, 1971, 1972, 1973	896 (Europe), 310 (USA), 24.3 (Japan)	Not exceeded
Propylene glycol	Propylene glycol, 926, 1973, 1976, 1979, 1981, 1985	2 414 660 (Europe), 24.7 (USA and Japan)	Exceeded (USA)
Adipate	623, 1964, 1965, 1966, 1967, 1968	12 (Europe), 18 000 (USA), 38.1 (Japan)	Exceeded (USA)
Lactate	930, 931, 932, 934, 935, 1948, 1950	1820 (Europe), 48 811 (USA), 3 (Japan)	Exceeded (Europe and USA)

For flavouring agents with common metabolites of propylene glycol, adipate or lactate, the combined intakes would exceed the threshold of concern (i.e. 1800 µg/person per day for class I) in the USA, and also in Europe in the case of lactate. For compounds metabolized to propylene glycol, the vast majority of the intake in the USA was due to propylene glycol itself (2 400 000 µg/person per day), which has an ADI of 0–25 mg/kg bw. For compounds

metabolized to adipate and lactate, the flavouring agents are expected to be efficiently metabolized and would not saturate available detoxication pathways.

**Consideration of secondary components**

Seven flavouring agents in this group (Nos 1948, 1950, 1962, 1974, 1979, 1987 and 1988) have minimum assay values of less than 95%. The secondary components of these flavouring agents are shown in Table 12.

Table 12  
**Secondary components of flavouring agents in the group of aliphatic primary alcohols, aldehydes, carboxylic acids, acetals and esters containing additional oxygenated functional groups used as flavouring agents**

No.	Flavouring agent	Secondary components
1948	Dodecyl lactate	Dodecanol
1950	Hexadecyl lactate	Hexadecanol (No. 114)
1962	Ethyl 5-hydroxydecanoate	δ-Decalactone (No. 232)
1974	cis-3-Hexenyl acetoacetate	cis-3-Hexenol
1979	Propyleneglycol monobutyrate	Propyleneglycol dibutyrate (No. 1980)
1987	Ethyl 5-hydroxyoctanoate	Ethanol (No. 41); 1,5-octanolide; 5-hydroxydecanoic acid; ethyl-5-hydroxyoctanoate ester
1988	Mixture of Isopropylideneglyceryl 5-hydroxydecanoate and δ-Decalactone	2,2-Dimethyl-1,3-dioxolane-4-methanol; 2-propyl 5-hydroxydecanoate

The secondary components of each of these flavouring agents are expected to undergo rapid absorption, distribution, metabolism and excretion and are considered not to present a safety concern at current dietary exposures. Information on the safety of the secondary components of these flavouring agents is summarized in Annex 4.

**Conclusion**

In the previous evaluation of flavouring agents in this group at the fifty-third meeting, studies of acute toxicity, short-term toxicity and genotoxicity were available. The toxicity data available for the additional flavouring agents support those from the previous evaluation (Annex 1, reference 144).

The Committee concluded that 42 of 44 additional flavouring agents evaluated at the present meeting do not raise any safety concerns at current estimated dietary exposures.

For ethyl levulinate propyleneglycol ketal (No. 1973) and the mixture of isopropylideneglyceryl 5-hydroxydecanoate and  $\delta$ -decalactone (No. 1988), the Committee concluded that additional data would be necessary to complete the evaluation.

An addendum to the toxicological monograph was not prepared.

#### **4.1.8 *Aliphatic secondary alcohols, ketones and related esters and acetals: additional compounds***

Seven flavouring agents were proposed to be evaluated as additions to the previously evaluated group of saturated aliphatic acyclic secondary alcohols, ketones and related saturated and unsaturated esters. These seven agents included one secondary unsaturated alcohol (No. 2071), one ketone (No. 2074), three esters (Nos 2070, 2072 and 2073) and two cyclic acetals (Nos 2075 and 2076). The Committee decided that these seven agents fit better in the previously evaluated group of aliphatic secondary alcohols, ketones and related esters. The Committee therefore evaluated these compounds as additions to this group and extended the group name to “aliphatic secondary alcohols, ketones and related esters and acetals” to include the acetals. The evaluations were conducted according to the Procedure for the Safety Evaluation of Flavouring Agents (see [Fig. 1](#); [Annex 1](#), [reference 131](#)). None of these agents has previously been evaluated by the Committee.

The Committee previously evaluated 39 members of this group of flavouring agents at its fifty-ninth meeting ([Annex 1](#), [reference 160](#)) and an additional 17 members at its sixty-ninth meeting ([Annex 1](#), [reference 190](#)). All 56 flavouring agents were concluded to be of no safety concern at estimated dietary exposures.

Two of the seven flavouring agents evaluated at the present meeting are natural components of foods (Nos 2071 and 2074). No. 2071 (*R*-(–)-1-octen-3-ol) can be found in mushrooms. No. 2074 (2-decanone) can be found in a wide range of food products, including meat (beef, poultry, pork, lamb), milk and milk products, cheeses, eggs, fish, shellfish, brandy, tea, coffee, fruits (banana, mountain papaya, berries), vegetables (potato, mushroom, endive, soya bean, chayote, kumazase), grains (maize, rice, oats), nuts, honey, ginger, garlic, vanilla, hop oil and mate. The highest levels have been reported in milk and milk products and hop oil (8).

#### ***Assessment of dietary exposure***

The total annual volumes of production of the seven flavouring agents in this group are approximately 12 kg in Europe, 0.3 kg in the USA and 22 kg

in Japan (9–12). In the USA, 100% of the total annual volume of production is accounted for by *R*-(–)-1-octen-3-ol (No. 2071). In Europe and Japan, 2-decanone (No. 2074) makes the biggest contribution to the total annual volume of production (99% and 95%, respectively).

The estimated dietary exposures for each of the flavouring agents, calculated either as the MSDI or using the SPET, are reported in [Table 13](#). The highest estimate is for (±)-octan-3-yl formate (No. 2070) (900 µg, the SPET value obtained from non-alcoholic beverages). For the other flavouring agents in the group, the daily dietary exposures range from 0.01 to 400 µg, with the SPET yielding the highest estimate for all. Reported annual volumes of production for this group of flavouring agents and the calculated daily dietary exposures (MSDI and SPET) are summarized in [Table 14](#).

### ***Absorption, distribution, metabolism and elimination***

Information on the hydrolysis, absorption, distribution, metabolism and elimination of flavouring agents belonging to the group of aliphatic secondary alcohols, ketones and related esters and acetals has previously been described in the reports of the fifty-ninth and sixty-ninth meetings (Annex 1, references 160 and 190). The two acetals are predicted to be metabolized to propylene glycol and the corresponding ketones; this has been previously described in the report of the fifty-seventh meeting (Annex 1, reference 154).

No additional relevant data have been reported since the fifty-ninth, sixty-ninth and fifty-seventh meetings.

### ***Application of the Procedure for the Safety Evaluation of Flavouring Agents***

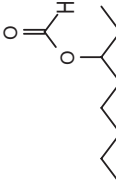
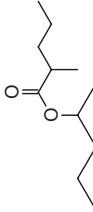
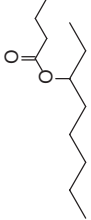
*Step 1.* In applying the Procedure for the Safety Evaluation of Flavouring Agents to the seven flavouring agents in this group of aliphatic secondary alcohols, ketones and related esters and acetals, the Committee assigned three flavouring agents (Nos 2070, 2072 and 2073) to structural class I, two flavouring agents (Nos 2071 and 2074) to structural class II and two flavouring agents (Nos 2075 and 2076) to structural class III (7).

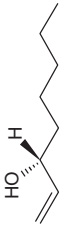

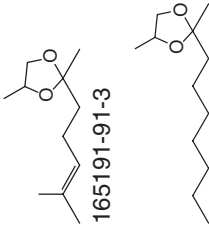
*Step 2.* All flavouring agents in this group are expected to be metabolized to innocuous products. The evaluation of all flavouring agents in this group therefore proceeded via the A-side of the Procedure.

*Step A3.* The estimated daily per capita intakes of all three flavouring agents in structural class I (Nos 2070, 2072 and 2073) are below the threshold of concern (i.e. 1800 µg/person per day for class I). The safety of these three flavouring agents raises no concern at current estimated dietary exposures.

Table 13

**Summary of the results of the safety evaluations of aliphatic secondary alcohols, ketones and related esters and acetals used as flavouring agents<sup>a,b,c</sup>**

Flavouring agent	No.	CAS No. and structure	Step A3 <sup>d</sup> Does intake exceed the threshold for human intake?	Comments on predicted metabolism	Conclusion based on current estimated dietary exposure
Structural class I (±)-Octan-3-yl formate	2070	84434-65-1 	No, SPET: 900	Note 1	No safety concern
2-Pentyl 2-methylpentanoate	2072	90397-36-7 	No, SPET: 75	Note 1	No safety concern
3-Octyl butyrate	2073	20286-45-7 	No, SPET: 300	Note 1	No safety concern

Structural class II (R)-(-)-1-Octen-3-ol	2071	3687-48-7	No, SPET: 400	Note 2	No safety concern
2-Decanone	2074	 693-54-9	No, SPET: 400	Note 3	No safety concern
Structural class III 6-Methyl-5-hepten-2-one propyleneglycol acetal	2075	 68258-95-7	No, SPET: 30	Note 4	No safety concern
2-Nonanone propyleneglycol acetal	2076	 165191-91-3	No, SPET: 16	Note 4	No safety concern

CAS, Chemical Abstracts Service

<sup>a</sup> Thirty-nine flavouring agents belonging to the renamed group of aliphatic secondary alcohols, ketones and related esters and acetals were previously evaluated by the Committee at its fifty-ninth meeting (Annex 1, reference 160), and 17 additional members were evaluated at its sixty-ninth meeting (Annex 1, reference 190).

<sup>b</sup> Step 1: Three of the flavouring agents (Nos 2070, 2072 and 2073) in this group were assigned to structural class I, two of the flavouring agents (Nos 2071 and 2074) were assigned to structural class II and the remaining two flavouring agents (Nos 2075 and 2076) were assigned to structural class III.

<sup>c</sup> Step 2: All of the flavouring agents in this group are expected to be metabolized to innocuous products.

<sup>d</sup> The thresholds for human intake for structural classes I, II and III are 1800, 540 and 90 µg/day, respectively. All intake values are expressed in µg/day. Either the highest SPET estimate or the MSDI estimates, if at least one is higher than the highest SPET estimate, are given in the table.



**Notes:**

1. Hydrolysed to the corresponding alcohol and carboxylic acid. The carboxylic acids can be metabolized via the  $\beta$ -oxidation pathway, yielding shorter-chain carboxylic acids that are subsequently metabolized to carbon dioxide via the tricarboxylic acid pathway. The alcohols participate in the pathway cited in note 2.
2. Conjugated with glucuronic acid and excreted primarily in the urine.
3. Reduced to the corresponding alcohol, followed by glucuronic acid conjugation.
4. Hydrolysis of the acetal to yield propylene glycol and the corresponding ketone, which is reduced to the corresponding alcohol and excreted as the glucuronic acid conjugate. Propylene glycol is oxidized to pyruvic acid and completely oxidized in the citric acid cycle.

Table 14

**Annual volumes of production and daily dietary exposures for aliphatic secondary alcohols, ketones and related esters and acetals used as flavouring agents in Europe, the USA and Japan**

Flavouring agent (No.)	Most recent annual volume (kg) <sup>a</sup>	Dietary exposure				Annual volume from natural occurrence in foods (kg)
		MSDI <sup>b</sup>		SPET <sup>c</sup>		
		µg/day	µg/kg bw per day	µg/day	µg/kg bw per day	
(±)-Octan-3-yl formate (2070)				900	15	–
Europe	0.1	0.01	0.00018			
USA	ND	ND	ND			
Japan	ND	ND	ND			
<i>R</i> -(-)-1-Octen-3-ol (2071)				400	7	+
Europe	ND	ND	ND			
USA	0.3	0.04	0.001			
Japan	ND	ND	ND			
2-Pentyl 2- methylpentanoate (2072)				75	1	–
Europe	ND	ND	ND			
USA	ND	ND	ND			
Japan	0.1	0.03	0.0004			
3-Octyl butyrate (2073)				300	5	–
Europe	ND	ND	ND			
USA	ND	ND	ND			
Japan	0.5	0.1	0.002			
2-Decanone (2074)				400	7	+
Europe	11	1	0.02			
USA	ND	ND	ND			
Japan	21	6	0.09			
6-Methyl-5- hepten-2-one propyleneglycol acetal (2075)				30	1	–
Europe	ND	ND	ND			
USA	ND	ND	ND			
Japan	0.3	0.1	0.001			
2-Nonanone propyleneglycol acetal (2076)				16	0.3	–
Europe	ND	ND	ND			
USA	ND	ND	ND			
Japan	0.1	0.03	0.0004			

Table 14 (continued)

Flavouring agent (No.)	Most recent annual volume (kg) <sup>a</sup>	Dietary exposure				Annual volume from natural occurrence in foods (kg)
		MSDI <sup>b</sup>		SPET <sup>c</sup>		
		µg/day	µg/kg bw per day	µg/day	µg/kg bw per day	
<b>Total</b>						
Europe	12					
USA	0.3					
Japan	22					

ND, no data reported; +, reported to occur naturally in foods (8), but no quantitative data; –, not reported to occur naturally in foods

<sup>a</sup> From references 9–12. Values greater than zero but less than 0.1 kg were reported as 0.1 kg.

<sup>b</sup> MSDI (µg/person per day) calculated as follows:

(annual volume, kg) × (1 × 10<sup>9</sup> µg/kg)/(population × survey correction factor × 365 days), where population (10%, “eaters only”) = 32 × 10<sup>6</sup> for Europe, 28 × 10<sup>6</sup> for the USA and 12 × 10<sup>6</sup> for Japan; and where correction factor = 0.8 for the surveys in Europe, the USA and Japan, representing the assumption that only 80% of the annual flavour volume was reported in the poundage surveys (9–12).

MSDI (µg/kg bw per day) calculated as follows:

(µg/person per day)/body weight, where body weight = 60 kg. Slight variations may occur from rounding.

<sup>c</sup> SPET (µg/person per day) calculated as follows:

(standard food portion, g/day) × (average use level) (12). The dietary exposure from the single food category leading to the highest dietary exposure from one portion is taken as the SPET estimate.

SPET (µg/kg bw per day) calculated as follows:

(µg/person per day)/body weight, where body weight = 60 kg. Slight variations may occur from rounding.

The estimated daily per capita intakes of the two flavouring agents in structural class II (Nos 2071 and 2074) are below the threshold of concern (i.e. 540 µg/person per day for class II). The safety of these two flavouring agents raises no concern at current estimated dietary exposures.

The estimated daily per capita intakes of the two flavouring agents in structural class III (Nos 2075 and 2076) are below the threshold of concern (i.e. 90 µg/person per day for class III). The safety of these two flavouring agents raises no concern at current estimated dietary exposures.

**Table 13** summarizes the evaluations of the seven additional flavouring agents (Nos 2070–2076) in this group of aliphatic secondary alcohols, ketones and related esters and acetals.

### **Additional toxicological studies**

Studies of acute oral toxicity report an LD<sub>50</sub> value of 550 mg/kg bw for *R*-(–)-1-octen-3-ol (No. 2071) in female rats (25) and an LD<sub>50</sub> value of 175 mg/kg bw for the previously evaluated racemic mixture of 1-octen-3-ol (No. 1152) in female rats (26). These results support the findings in the

previous evaluations (Annex 1, references 161 and 190) that the oral acute toxicity of aliphatic secondary alcohols, ketones and related esters and acetals is low to moderate.

Additional studies of genotoxicity in vitro have also been reported for 1-octen-3-ol (No. 1152). There was no evidence of mutagenicity in a standard and modified (preincubation method) reverse mutation assay when various strains of *Salmonella typhimurium* (TA98, TA100, TA1535 and TA1537) and *Escherichia coli* WP2 *uvrA* were incubated with up to 5000 µg of 1-octen-3-ol per plate, with or without metabolic activation (27).

In an alkaline single cell gel electrophoresis (comet) assay using human lung carcinoma epithelial A549 cells, human peripheral blood cells and Chinese hamster V79 cells, 1-octen-3-ol (No. 1152; 0.6 and 6.4 mmol/l) produced varying results. The test was negative in A549 cells. In V79 cells, a significant increase in tail moment was observed at the highest concentration tested. At this concentration, cytotoxic effects were observed in peripheral blood cells (28).

In a micronucleus assay using Chinese hamster V79 cells, 1-octen-3-ol tested negative in the absence and presence of metabolic activation at concentrations up to 6.4 and 3.2 mmol/l, respectively (28). In a hypoxanthine–guanine–phosphoribosyl transferase (HPRT) gene mutation assay, 1-octen-3-ol tested negative at concentrations up to 5 mmol/l in the absence and presence of S9 preparation (28).

### ***Consideration of combined intakes from use as flavouring agents***

The safety assessment of possible combined intakes of flavouring agents was based on the presence of common metabolites or a homologous series (as proposed at the sixty-eighth meeting; Annex 1, reference 187) and using the MSDI exposure assessment (as proposed at the sixty-ninth meeting; Annex 1, reference 190).

No homologous series could be identified for the flavouring agents currently under evaluation, but 3-octanol (No. 291) and propylene glycol were identified as common metabolites. When also considering the flavouring agents in this group evaluated at the fifty-ninth and sixty-ninth meetings (Annex 1, references 160 and 190) and the flavouring agents in the related group of saturated aliphatic acyclic secondary alcohols, ketones and related saturated and unsaturated esters evaluated at the fifty-first meeting (Annex 1, reference 137), the following additional common metabolites were identified: 1-octen-3-ol (No. 1153), formic acid (No. 79), 2-pentanol (No. 280), butyric acid (No. 87), 6-methyl-5-hepten-2-one (No. 1120) and 2-nonanol (No. 293), which are all in structural class I, with the exception of 1-octen-3-ol, which

is in structural class II. In addition, two flavouring agents currently under evaluation, (*R*)-(-)-1-octen-3-ol (No. 2071) and 2-decanone (No. 2074), belong to a homologous series of 1-alken-3-ols and 2-alkanones, respectively.

When calculating, for each common metabolite, the combined intakes in Europe, the USA and Japan for up to five flavouring agents with the highest intakes (for the compounds evaluated during the aforementioned meetings) (i.e. Nos 290, 291, 313, 448 and 2073 for 3-octanol; Nos 79, 304 and 2070 for formic acid; Nos 279, 280, 1146 and 2072 for 2-pentanol; Nos 87, 307, 1142, 1144 and 2073 for butyric acid; Nos 1148, 1152, 1836, 1837 and 2071 for 1-octen-3-ol; and propylene glycol itself and Nos 2075 and 2076 for propylene glycol), they were all below their respective thresholds of concern (i.e. 1800 µg/person per day for structural class I and 540 µg/person per day for structural class II), except for butyric acid and propylene glycol.

For butyric acid, the estimated combined intakes if the three flavouring agents that lead to the formation of butyric acid (Nos 87, 307 and 2073) were to be consumed concurrently on a daily basis would be 10 000 µg/person per day in Europe, 5900 µg/person per day in the USA and 0.04 µg/person per day in Japan. Almost 100% of the total intake in Europe and the USA was accounted for by butyric acid. Butyric acid was evaluated at the forty-ninth meeting (Annex 1, reference 131), at which the Committee concluded that butyric acid can be predicted to undergo complete metabolism to endogenous products via the fatty acid and tricarboxylic acid pathways and that the endogenous levels of metabolites resulting from butyric acid would not give rise to perturbations outside the physiological range.

For propylene glycol, the estimated combined intakes if the three substances that lead to the exposure to propylene glycol (propylene glycol itself and Nos 2075 and 2076) were to be consumed concurrently on a daily basis would be 0 µg/person per day in Europe, 2 400 000 µg/person per day in the USA and 0.05 µg/person per day in Japan. The total intake in the USA for propylene glycol exceeds the threshold of concern; however, 100% of the intake is accounted for by propylene glycol (i.e. Nos 2075 and 2076 do not contribute to the intake of propylene glycol). The Committee established an ADI of 0–25 mg/kg bw for propylene glycol at its seventeenth meeting (Annex I, reference 32).

(*R*)-(-)-1-Octen-3-ol (No. 2071) is a member of a homologous series of 1-alken-3-ols. The members of this homologous series belong to structural class II. In the unlikely event that the five flavouring agents of this homologous series with the highest intake (Nos 1150–1153 and 2071) were to be consumed concurrently on a daily basis, the estimated combined intake would not exceed the threshold of concern for class II (i.e. 540 µg/person per day).

2-Decanone (No. 2074) is a member of a homologous series of long-chain 2-ketones, belonging to structural class II. The estimated combined intakes for the five flavouring agents of this homologous series with the highest intakes (Nos 283, 288, 292, 296 and 298) would be 1100 µg/person per day in Europe, 200 µg/person per day in the USA and 0 µg/person per day in Japan; the estimated combined intake for Europe would exceed the threshold of concern for class II (i.e. 540 µg/person per day). However, the estimated intakes of 2-decanone are 1 and 6 µg/day in Europe and Japan, respectively, and therefore 2-decanone does not contribute significantly to the intake of this homologous series of long-chain 2-ketones.

The Committee at its current meeting therefore concluded that under the conditions of use as flavouring agents, the combined intakes of the substances leading to a common metabolite or substances of a homologous series would not raise safety concerns.

### ***Consideration of secondary components***

One member of this group of flavouring agents, 6-methyl-5-hepten-2-one propyleneglycol acetal (No. 2075), has an assay value of less than 95%. The secondary component of 6-methyl-5-hepten-2-one propyleneglycol acetal, 6-methyl-6-hepten-2-one propyleneglycol acetal, is expected to share the same metabolic fate as the primary substance and is considered not to present a safety concern at current estimated dietary exposures.

### ***Conclusion***

In the previous evaluations of flavouring agents in this group of aliphatic secondary alcohols, ketones and related esters and acetals, studies of acute toxicity, short-term toxicity and genotoxicity were available (Annex 1, references 161 and 190). None raised safety concerns. The toxicity data available for this evaluation supported those from the previous evaluations.

The Committee concluded that these seven flavouring agents, which are additions to the renamed group of aliphatic secondary alcohols, ketones and related esters and acetals evaluated previously, would not give rise to safety concerns at current estimated dietary exposures.

No addendum to the toxicological monograph was prepared.

#### **4.1.9 *Aromatic substituted secondary alcohols, ketones and related esters: additional compounds***

The Committee was requested to evaluate nine additional flavouring agents that belong to the group of aromatic substituted secondary alcohols, ketones and related esters. This group of nine compounds includes eight ketones

(Nos 2040–2045 and 2047–2048) and one diester (No. 2046). The safety of one submitted substance, 2-aminoacetophenone (No. 2043), was not assessed, because the Committee decided that this compound should be evaluated in the future in a group of aliphatic and aromatic amines and amides. The evaluations of the remaining eight were conducted using the Procedure for the Safety Evaluation of Flavouring Agents (see [Fig. 1](#); [Annex 1](#), [reference 131](#)). None of these agents has previously been evaluated.

The Committee previously evaluated 38 other members of this group of flavouring agents at its fifty-seventh meeting ([Annex 1](#), [reference 154](#)). The Committee concluded that all 38 flavouring agents in that group were of no safety concern based on estimated dietary exposures.

Six of the eight flavouring agents (Nos 2040–2042 and 2044–2046) have been reported to occur naturally in various foods and have been detected in honey, milk, tomato, mango, coffee, cloudberry, starfruit, peas, whiskey, papaya, chicken, sherry, beer and white wine. For No. 2041, the consumption from natural sources is estimated to be 7 times the volume used as a flavouring agent.

### ***Assessment of dietary exposure***

The total annual volumes of production of the eight aromatic substituted secondary alcohols, ketones and related esters are approximately 5 kg in Europe, 52 kg in the USA and 2 kg in Japan. Approximately 80% and 96% of the total annual volumes of production in Europe and the USA, respectively, are accounted for by 4-(3,4-methylenedioxyphenyl)-2-butanone (No. 2048). In Japan, approximately 50% of the total annual volume of production is accounted for by 4-hydroxyacetophenone (No. 2040).

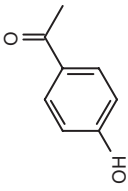
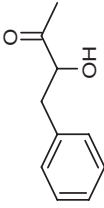
The estimated dietary exposures for each flavouring agent, calculated either as the MSDI or using the SPET, are reported in [Table 15](#). The estimated daily intake is greatest for dihydrogalangal acetate (No. 2046) (10 000 µg, calculated using the SPET obtained from six different food categories). For the other flavouring agents, the estimated daily intakes ranged from 0.01 to 1600 µg, with the SPET yielding the highest estimates for all.

### ***Absorption, distribution, metabolism and elimination***

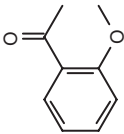
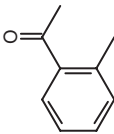
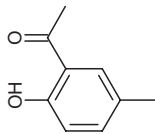
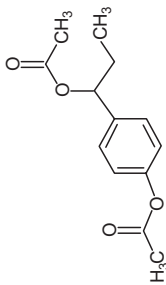
Aromatic substituted secondary alcohols, ketones and related esters are rapidly absorbed from the gut. Hydrolysis of the esters occurs in the intestine and liver. The aromatic substituted secondary alcohols (and aromatic ketones after reduction to the corresponding secondary alcohols) are then either conjugated with glucuronic acid and excreted primarily in the urine or further oxidized to carboxylic acids, which are excreted mainly as glycine conjugates.

Table 15

**Summary of the results of the safety evaluations of aromatic substituted secondary alcohols, ketones and related esters used as flavouring agents<sup>a,b,c</sup>**

Flavouring agent	No.	CAS No. and structure	Step A3/B3 <sup>d</sup> Does intake exceed the threshold for human intake?	Step A5/High exposure B-side <sup>e</sup> Adequate margin of safety for the flavouring agent or related substances? / Are additional data available for substances with an estimated intake exceeding the threshold of concern?	Comments on predicted metabolism	Conclusion based on current estimated dietary exposure
Structural class I 4-Hydroxyacetophenone	2040	99-93-4 	No, SPET: 300	NR	Notes 1 and 2	No safety concern
3-Hydroxy-4-phenylbutan-2-one	2041	5355-63-5 	No, SPET: 1600	NR	Notes 1 and 2	No safety concern



2-Methoxyacetophenone	2042 579-74-8		No, SPET: 1500	NR	Notes 1, 2, 3 and 4	No safety concern
2-Methylacetophenone	2044 577-16-2		No, SPET: 80	NR	Notes 1 and 4	No safety concern
2-Hydroxy-5-methylacetophenone	2045 1450-72-2		No, SPET: 10	NR	Notes 1 and 2	No safety concern
Dihydrogalangal acetate	2046 129319-15-9		Yes, SPET: 10 000	A5. No. The NOEL of 15 mg/kg bw per day for the structurally related substance $\alpha$ -methylbenzyl acetate from an oral toxicity study in rats is at least 86 times greater than the estimated daily dietary exposure to No. 2046 when used as a flavouring agent.	Notes 1 and 5	Additional data required to complete evaluation



Studies on absorption, distribution, metabolism and elimination were considered at the fifty-seventh meeting of the Committee (Annex 1, reference 154).

### ***Application of the Procedure for the Safety Evaluation of Flavouring Agents***

*Step 1.* In applying the Procedure for the Safety Evaluation of Flavouring Agents to the above-mentioned flavouring agents, the Committee assigned seven flavouring agents (Nos 2040–2042 and 2044–2047) to structural class I. One flavouring agent (No. 2048) was assigned to structural class III.

*Step 2.* Seven flavouring agents in this group (Nos 2040–2042 and 2044–2047) are expected to be metabolized to innocuous products. The evaluation of these flavouring agents therefore proceeded via the A-side of the Procedure. One flavouring agent (No. 2048) cannot be predicted to be metabolized to innocuous products, and its evaluation therefore proceeded via the B-side of the Procedure.

*Step A3.* The highest estimated daily intakes of six flavouring agents in structural class I are below the threshold of concern (i.e. 1800 µg/person per day for class I). The safety of these flavouring agents raises no concern at current estimated dietary exposures. The highest estimated daily intake of one of the flavouring agents (No. 2046) in structural class I is above the threshold of concern (i.e. 1800 µg/person per day for class I). Accordingly, the evaluation of this flavouring agent proceeded to step A4.

*Step A4.* Neither the flavouring agent dihydrogalangal acetate (No. 2046) nor its metabolites are endogenous. Accordingly, the evaluation of this flavouring agent proceeded to step A5.

*Step A5.* The NOEL of 15 mg/kg bw per day for the structurally related substance, α-methylbenzyl acetate, from an oral study of toxicity in rats provided a margin of safety of less than 100 in relation to the highest estimated dietary exposure to dihydrogalangal acetate (No. 2046) (SPET = 10 000 µg/day) when used as a flavouring agent. The Committee expressed concern that the reported NOEL was insufficient to accommodate any potential differences in toxicity between No. 2046 and the related substance. The Committee therefore concluded that additional data are required to complete the evaluation of this flavouring agent.

*Step B3.* The highest daily intake of the flavouring agent in structural class III (No. 2048) is above the threshold of concern (i.e. 90 µg/person per day for class III). Therefore, additional data are necessary for the evaluation of this flavouring agent (see below).

*Consideration of flavouring agents with high exposure evaluated on the B-side of the decision-tree:*

In accordance with the Procedure, additional data were evaluated for 4-(3,4-methylenedioxyphenyl)-2-butanone (No. 2048), as the estimated intake exceeded the threshold for structural class III (90 µg/person per day).

A NOEL for 4-(3,4-methylenedioxyphenyl)-2-butanone (No. 2048) of approximately 57 mg/kg bw per day in a 90-day study in rats was identified. Groups of 10–16 male and female rats per group were fed a diet formulated to provide intake in excess of 100 times the maximum estimated daily human dietary exposure. The animals were monitored for food intake and body weight. End-points evaluated included haematology, clinical chemistry, organ weights and organ pathology. No adverse effects on any of these parameters were observed. The NOEL provides a margin of safety of more than 5000 in relation to the highest estimated dietary exposure to 4-(3,4-methylenedioxyphenyl)-2-butanone (No. 2048) (SPET = 640 µg/day) when used as a flavouring agent. The Committee therefore concluded that 4-(3,4-methylenedioxyphenyl)-2-butanone would not pose a safety concern at current estimated dietary exposures.

**Table 15** summarizes the evaluations of the eight aromatic substituted secondary alcohols, ketones and related esters used as flavouring agents (Nos 2040–2042 and 2044–2048) in this group.

***Consideration of combined intakes from use as flavouring agents***

The safety assessment of possible combined intakes of flavouring agents was based on the presence of common metabolites or a homologous series (as proposed at the sixty-eighth meeting; Annex 1, reference 187) and using the MSDI exposure assessment (as proposed at the sixty-ninth meeting; Annex 1, reference 190).

Flavouring agents in this group with the highest intakes and with the common metabolite  $\alpha$ -methylbenzyl alcohol (No. 799), which is in structural class I, are Nos 799, 801, 804, 807 and 810. In the unlikely event that these were to be consumed concurrently on a daily basis, the estimated combined intakes in Europe, the USA and Japan would be 395, 753 and 76 µg/person per day, respectively, which would not exceed the threshold of concern (i.e. 1800 µg/person per day for class I).

Other members of this group with intakes greater than 20 µg/person per day do not share common metabolites or represent members of a homologous series.

## ***Consideration of secondary components***

One member of this group of flavouring agents, 3-hydroxy-4-phenylbutan-2-one (No. 2041), has a minimum assay value of less than 95%. The secondary component of No. 2041, 4-hydroxy-4-phenylbutan-2-one, is expected to undergo rapid absorption, distribution, metabolism and excretion, sharing the same metabolic fate as the primary substance, and is considered not to present a safety concern at current estimated dietary exposures. Information on the safety of the secondary component of this flavouring agent is summarized in Annex 4.

## ***Conclusion***

In the previous evaluation of the flavouring agents in this group, studies of acute toxicity, short-term toxicity, long-term toxicity and carcinogenicity, and genotoxicity were available. None raised safety concerns. The toxicity data available for this evaluation supported those from the previous evaluation (Annex 1, reference 154).

The Committee concluded that seven of these eight flavouring agents, which are additions to the group of aromatic substituted secondary alcohols, ketones and related esters evaluated previously, would not give rise to safety concerns at current estimated dietary exposures. For dihydrogalangal acetate (No. 2046), the Committee concluded that additional data would be necessary to complete the evaluation of this flavouring agent.

An addendum to the toxicological monograph was prepared.

### **4.1.10 *Benzyl derivatives: additional compounds***

The Committee evaluated eight additional flavouring agents belonging to the group of benzyl derivatives, which was previously evaluated. The structural feature common to all members of the group is a primary oxygenated functional group bonded directly to a benzene ring or a functional group metabolized to a benzyl alcohol or benzoic acid derivative. The ring may also have alkyl substituents. The evaluations were conducted using the Procedure for the Safety Evaluation of Flavouring Agents (see [Fig. 1](#); [Annex 1](#), [reference 131](#)). None of these flavouring agents has previously been evaluated.

The Committee previously evaluated 37 other members of this group of flavouring agents at its fifty-seventh meeting (Annex 1, reference 155). The Committee concluded that all 37 flavouring agents in this group were of no safety concern based on estimated dietary exposures.

Three of the additional eight flavouring agents (Nos 2061, 2062 and 2068) have been reported to occur naturally and can be found in passion fruit juice, cinnamon bark, cassia leaf, Tahitian vanilla and raw cabbage.

### ***Assessment of dietary exposure***

The total annual volumes of production of the eight benzyl derivatives are approximately 27 kg in Europe, 3 kg in the USA and 17 in Japan. Approximately 70% and 100% of the total annual volumes of production in Europe and in the USA, respectively, are accounted for by *o*-anisaldehyde (No. 2062). In Japan, approximately 50% of the total annual volume of production is accounted for by benzyl levulinate (No. 2064).

The estimated dietary exposures for each of the flavouring agents, calculated either as the MSDI or using the SPET, are reported in [Table 16](#). The highest estimate is for benzyl hexanoate (No. 2061) (300 µg, the SPET value obtained for non-alcoholic beverages). For the other flavouring agents in the group, the daily dietary exposures range from 0.004 to 240 µg, with the SPET yielding the highest estimates for all.

### ***Absorption, distribution, metabolism and elimination***

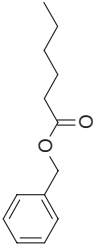
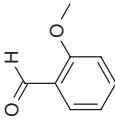
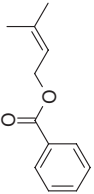
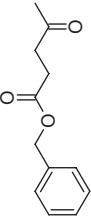
Metabolic information on this group was considered at the fifty-seventh meeting of the Committee (Annex 1, reference 155). In general, aromatic esters and acetals are hydrolysed *in vivo* through the catalytic activity of A-type carboxylesterases that predominate in hepatocytes. Benzyl esters and acetals are hydrolysed to benzyl alcohol and benzaldehyde, respectively, followed by oxidation to yield benzoic acid. Benzoate esters are hydrolysed to benzoic acid.

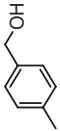
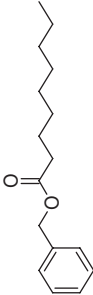
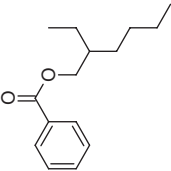
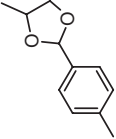
Benzyl derivatives have been shown to be rapidly absorbed through the gut, metabolized primarily in the liver and excreted in the urine as glycine conjugates of benzoic acid derivatives. At high dose levels, formation of the glycine conjugate is glycine limited. When glycine is depleted, free benzoic acid may sequester acetyl coenzyme A or be excreted unchanged or as the glucuronic acid conjugate. Alkyl substituents on the aromatic ring have little influence on the principal pathways of metabolism.

### ***Application of the Procedure for the Safety Evaluation of Flavouring Agents***

*Step 1.* In applying the Procedure for the Safety Evaluation of Flavouring Agents to the above-mentioned flavouring agents, the Committee assigned six of the flavouring agents (Nos 2061–2066) to structural class I, one of the flavouring agents (No. 2068) to structural class II and one (No. 2067) to structural class III.

Table 16  
Summary of the results of the safety evaluations of benzyl derivatives used as flavouring agents<sup>a,b,c</sup>

Flavouring agent	No.	CAS No. and structure	Step A3 <sup>d</sup> Does intake exceed the threshold for human intake?	Comments on predicted metabolism	Conclusion based on current estimated dietary exposure
Structural class I					
Benzyl hexanoate	2061	6938-45-0 	No, SPET: 300	Note 1	No safety concern
o-Anisaldehyde	2062	135-02-4 	No, SPET: 40	Note 2	No safety concern
Prenyl benzoate	2063	5205-11-8 	No, SPET: 180	Note 3	No safety concern
Benzyl levulinate	2064	6939-75-9 	No, SPET: 240	Note 1	No safety concern

4-Methylbenzyl alcohol	2065	589-18-4		No, SPET: 3	Note 4	No safety concern
Benzyl nonanoate	2066	6471-66-5		No, SPET: 125	Note 1	No safety concern
<b>Structural class II</b>						
2-Ethylhexyl benzoate	2068	5444-75-7		No, SPET: 3	Note 3	No safety concern
<b>Structural class III</b>						
4-Methylbenzaldehyde propylene glycol acetal	2067	58244-29-4		No, SPET: 80	Notes 4 and 5	No safety concern

CAS, Chemical Abstracts Service

<sup>a</sup> Thirty-seven flavouring agents in this group were previously evaluated by the Committee (Annex 1, reference 155).

<sup>b</sup> *Step 1*: Six of the flavouring agents in this group (Nos 2061–2066) are in structural class I; one (No. 2068) is in structural class II; and one (No. 2067) is in structural class III.

<sup>c</sup> *Step 2*: All of the flavouring agents in this group can be predicted to be metabolized to innocuous products.



<sup>d</sup> The thresholds for human intake for structural classes I, II and III are 1800, 540 and 90 µg/day, respectively. All intake values are expressed in µg/day. Either the highest SPET estimate or the MSDI estimates, if at least one is higher than the highest SPET estimate, are given in the table.

*Notes:*

1. It is anticipated that the ester will hydrolyse to form benzyl alcohol and an alkanolic acid. The benzyl alcohol is anticipated to undergo oxidation to benzoic acid, which forms conjugates with glycine that are excreted in the urine. The alkanolic acid will undergo fatty acid degradation.
2. Benzaldehydes are anticipated to undergo oxidation to the corresponding benzoic acid derivative and form conjugates with glycine that are eliminated in the urine.
3. It is anticipated that the ester will readily hydrolyse, forming benzoic acid and prenyl alcohol. Benzoic acid readily forms conjugates with glycine, which are eliminated in the urine. Prenyl alcohol will undergo oxidative metabolism.
4. Oxidized to a benzoic acid analogue and excreted in the urine as a glycine or glucuronic acid conjugate.
5. Hydrolysis of the acetal to a benzaldehyde derivative.

*Step 2.* All the flavouring agents in this group (Nos 2061–2068) are expected to be metabolized to innocuous products. The evaluation of all flavouring agents in this group therefore proceeded via the A-side of the Procedure.

*Step A3.* The highest estimated daily intakes of all six of the flavouring agents in structural class I are below the threshold of concern (i.e. 1800 µg/person per day for class I). The highest estimated daily intake for the one flavouring agent in structural class II is below the threshold of concern (i.e. 540 µg/person per day for class II). The highest estimated daily intake for the one flavouring agent in structural class III is below the threshold of concern (i.e. 90 µg/person per day for class III). The safety of these eight flavouring agents raises no concern at current estimated dietary exposures.

**Table 16** summarizes the evaluations of the eight benzyl derivatives (Nos 2061–2068) in this group when used as flavouring agents.

### ***Consideration of combined intakes from use as flavouring agents***

The safety assessment of possible combined intakes of flavouring agents was based on the presence of common metabolites or a homologous series (as proposed at the sixty-eighth meeting; Annex 1, reference 187) and using the MSDI exposure assessment (as proposed at the sixty-ninth meeting; Annex 1, reference 190).

Flavouring agents with the highest intakes in this group that have the common metabolite benzyl alcohol, which is in structural class I, are Nos 23–25, 842 and 843. In the unlikely event that these were to be consumed concurrently on a daily basis, the estimated combined intakes in Europe and the USA would be 18 000 and 4700 µg/person per day, respectively, which would exceed the threshold of concern (i.e. 1800 µg/person per day for class I). The majority of this combined intake would be from benzyl alcohol itself (No. 25). All of these agents are expected to be efficiently metabolized and would not saturate metabolic pathways. The Committee concluded that combined intake would not raise concern about safety.

Flavouring agents with the highest intakes in this group that have the common metabolite benzaldehyde, which is in structural class I, are Nos 22, 837–839 and 867. In the unlikely event that these were to be consumed concurrently on a daily basis, the estimated combined intakes in Europe and the USA would be 9300 and 36 200 µg/person per day, respectively, which would exceed the threshold of concern (i.e. 1800 µg/person per day for class I). The majority of this combined intake would be from benzaldehyde itself (No. 22). All of these agents are expected to be efficiently metabolized and would not saturate metabolic pathways. The Committee concluded that combined intake would not raise concern about safety.

Flavouring agents with the highest intakes in this group that have the common metabolite benzoic acid, which is in structural class I, are Nos 850–852, 854, 857 and 861. In the unlikely event that these were to be consumed concurrently on a daily basis, the estimated combined intakes in Europe and the USA would be 800 and 1800 µg/person per day, respectively, which would not exceed the threshold of concern (i.e. 1800 µg/person per day for class I). The Committee concluded that combined intake would not raise concern about safety.

### ***Consideration of secondary components***

No members of this group of flavouring agents have a minimum assay value of less than 95%.

### ***Conclusion***

In the previous evaluation of flavouring agents in this group, studies of acute toxicity, short-term toxicity and genotoxicity were available. None raised safety concerns. The toxicity data available for this evaluation supported those from the previous evaluation (Annex 1, reference 155).

The Committee concluded that these eight flavouring agents, which are additions to the group of benzyl derivatives evaluated previously, would not give rise to safety concerns at current estimated dietary exposures.

An addendum to the toxicological monograph was prepared.

#### **4.1.11 *Phenol and phenol derivatives: additional compounds***

The Committee evaluated 13 additional flavouring agents belonging to the group of phenol and phenol derivatives used as flavouring agents, which was evaluated previously. The additional substances included an ester of phenol (No. 2019), two polyphenols (Nos 2022 and 2024), a phenol glucoside (No. 2018), alkyl-, alkenyl- or aryl-substituted phenols or their esters (Nos 2012, 2013 and 2023), alkoxyphenols or their esters (Nos 2014–2017) and phenol derivatives with alkyl side-chains containing a ketone function (Nos 2020 and 2021). The group of substances was selected on the basis of the structural criteria that all members either possess an aromatic ring containing one or more free hydroxyl groups or are the esters of phenol derivatives. The evaluations were conducted using the Procedure for the Safety Evaluation of Flavouring Agents (see [Fig. 1](#); [Annex 1, reference 131](#)). None of these substances has been evaluated previously by the Committee.

The Committee previously evaluated 48 other members of this group of flavouring agents at its fifty-fifth meeting (Annex 1, reference 149). The Committee concluded that all 48 flavouring agents in that group were of no safety concern based on estimated dietary exposures.

Four of the 13 additional flavouring agents (Nos 2012, 2013, 2019 and 2021) in this group have been reported to occur naturally and have been found in dried bonito, apple cider, various cheeses and ginger.

### ***Assessment of dietary exposure***

The total annual volumes of production of the 13 flavouring agents belonging to the group of phenol and phenol derivatives are approximately 241 kg in Europe, 0.05 kg in Japan and 2602 kg in the USA. Approximately 99% of the total annual volume of production in Europe is accounted for by 5,7-dihydroxy-2-(3-hydroxy-4-methoxy-phenyl)-chroman-4-one (No. 2024), and approximately 99% of the total annual volume of production in the USA is accounted for by magnolol (No. 2023) and 5,7-dihydroxy-2-(3-hydroxy-4-methoxy-phenyl)-chroman-4-one (No. 2024). Approximately 100% of the total annual volume of production in Japan is accounted for by phenyl butyrate (No. 2019).

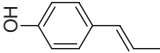
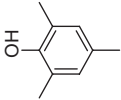
The estimated dietary exposures for each of the flavouring agents, calculated either as the MSDI or using the SPET, are reported in [Table 17](#). The highest estimates are for 4-(2-propenyl)phenyl- $\beta$ -D-glucopyranoside (No. 2018) and magnolol (No. 2023) (6000  $\mu$ g for both, the SPET value from non-alcoholic beverages for No. 2018 and from chewing gum or other confections for No. 2023). For the other flavouring agents in this group, the daily dietary exposures range from 0.01 to 3000  $\mu$ g, with the SPET yielding the highest estimates for all except 5,7-dihydroxy-2-(3-hydroxy-4-methoxy-phenyl)-chroman-4-one (No. 2024).

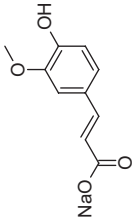
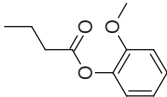
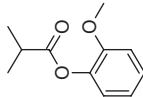
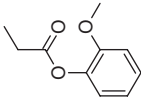
### ***Absorption, distribution, metabolism and elimination***

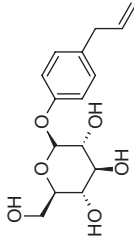
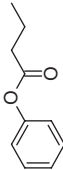
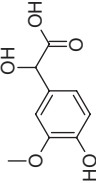
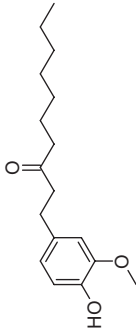
In the report of the fifty-fifth meeting, biodisposition of flavouring agents in this group was extensively discussed. When ingested as natural or added components of food, phenol and its derivatives are rapidly absorbed from the gastrointestinal tract and participate in common pathways of metabolic detoxication. Phenol and phenol derivatives are conjugated with sulfate and glucuronic acid and excreted primarily in the urine. Other metabolic pathways, observed mainly at high dose levels, include ring hydroxylation and side-chain oxidation. Phenols containing alkoxy groups and those that contain a ketone function on an alkyl side-chain are also detoxified mainly via conjugation. Alternative detoxication pathways include dealkylation of alkoxyphenols, reduction of side-chain ketones, side-chain oxidation and ring hydroxylation. At very high dose levels, a bioactivation pathway has been characterized; high dose levels of *p*-cresol (i.e. 4-methylphenol; No. 693), *p*-ethylphenol (No. 694), 2-methoxy-4-methylphenol (No. 715), 2-methoxy-4-propylphenol (No. 717), 2-methoxy-4-vinylphenol (No. 725) and 4-allyl-2,6-dimethoxyphenol (No. 726) are oxidized to reactive quinone methide intermediates.

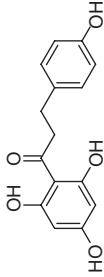
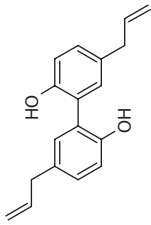
Table 17

Summary of the results of the safety evaluations of phenol and phenol derivatives used as flavouring agents<sup>a,b,c</sup>

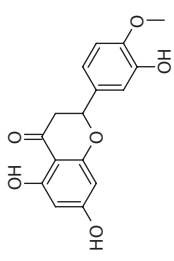
Flavouring agent	No.	CAS No. and structure	Step A3 <sup>d</sup> Does intake exceed the threshold for human intake?	Step A4 Is the substance or are its metabolites endogenous?	Step A5 <sup>e</sup> Adequate margin of safety for the flavouring agent or related substances?	Comments on predicted metabolism	Conclusion based on current estimated dietary exposure
Structural class I							
4-Propenylphenol	2012	539-12-8 	No, SPET: 400	NR	NR	Note 1	No safety concern
2,4,6-Trimethylphenol	2013	527-60-6 	No, SPET: 300	NR	NR	Note 1	No safety concern

Sodium 3-methoxy-4-hydroxycinnamate	2014 24276-84-4		No, SPET: 1500	NR	NR	Notes 1 and 2	No safety concern
Guaicol butyrate	2015 4112-92-9		No, SPET: 60	NR	NR	Notes 1 and 3	No safety concern
Guaicol isobutyrate	2016 723759-62-4		No, SPET: 60	NR	NR	Notes 1 and 3	No safety concern
Guaicol propionate	2017 7598-60-9		No, SPET: 60	NR	NR	Notes 1 and 3	No safety concern

4-(2-Propenyl)phenyl- β-D-glucopyranoside	2018 64703-98-6		Yes, SPET: 6000	No	Yes. The NOAEL of 600 mg/kg bw per day for the structurally related eugenol (No. 1529) in a 90-day study in rats is at least 6000 times the estimated daily dietary exposure to No. 2018 when used as a flavouring agent.	Note 1	No safety concern
Phenyl butyrate	2019 4346-18-3		No, SPET: 30	NR	NR	Notes 1 and 3	No safety concern
Hydroxy(4-hydroxy-3- methoxyphenyl)acetic acid	2020 55-10-7		No, SPET: 1500	NR	NR	Note 1	No safety concern
Structural class II							
1-(4-Hydroxy-3- methoxyphenyl)- decan-3-one	2021 27113-22-0		Yes, SPET: 3000	No	Yes. The NOAEL of 70 mg/kg bw per day for the structurally related 4-(p-hydroxyphenyl)-2- butanone (No. 728) in a 90-day study in rats is at least 1400 times the estimated daily dietary exposure to No. 2021	Note 1	No safety concern

when used as a flavouring agent.							
Structural class III							
3-(4-Hydroxy-phenyl)-1-(2,4,6-trihydroxy-phenyl)-propan-1-one	2022 60-82-2		Yes, SPET: 480	No	Yes. The NOAEL of approximately 750 mg/kg bw per day for the structurally related neohesperidin dihydrochalcone in a 90-day study in rats is at least 93 000 times the estimated daily dietary exposure to No. 2022 when used as a flavouring agent.	Note 1	No safety concern
Magnolol	2023 528-43-8		Yes, SPET: 6000	No	Yes. The NOAEL of 240 mg/kg bw per day in a 90-day study in rats is at least 2400 times the estimated daily dietary exposure to magnolol when used as a flavouring agent.	Note 1	No safety concern



5,7-Dihydroxy-2-(3-hydroxy-4-methoxyphenyl)-chroman-4-one	2024 69097-99-0		Yes, MSDI: Europe 26 USA 153 Japan ND	No	Yes. The NOAEL of approximately 750 mg/kg bw per day for the structurally related neohesperidin dihydrochalcone in a 90-day study in rats is at least 290 000 times the estimated daily dietary exposure to No. 2024 when used as a flavouring agent.	Note 1	No safety concern
---	-----------------	---	--	----	---	--------	-------------------

CAS, Chemical Abstracts Service; ND, no data reported; NR, not required for evaluation because consumption of the substance was determined to be of no safety concern at step A3 of the Procedure

<sup>a</sup> Forty-eight flavouring agents in this group were previously evaluated by the Committee (Annex 1, reference 149).

<sup>b</sup> Step 1: Nine flavouring agents in this group (Nos 2012–2020) are in structural class I. One flavouring agent in this group (No. 2021) is in structural class II. The remaining three flavouring agents (Nos 2022–2024) are in structural class III.

<sup>c</sup> Step 2: All of the flavouring agents in this group can be predicted to be metabolized to innocuous products.

<sup>d</sup> The thresholds for human intake for structural classes I, II and III are 1800, 540 and 90 µg/day, respectively. All intake values are expressed in µg/day. Either the highest SPET estimate or the MSDI estimates, if at least one is higher than the highest SPET estimate, are given in the table.

<sup>e</sup> The margin of safety was calculated based on the highest daily dietary exposure calculated as the MSDI or by the SPET.

Notes:

1. Detoxication of phenol primarily involves conjugation of the hydroxyl group with sulfate and glucuronic acid and subsequent elimination in the urine.
2. Cinnamic acid derivatives are expected to undergo β-oxidation and are excreted as hippuric acid.
3. The phenolic ester will hydrolyse to phenol and the corresponding carboxylic acid.

## ***Application of the Procedure for the Safety Evaluation of Flavouring Agents***

*Step 1.* In applying the Procedure for the Safety Evaluation of Flavouring Agents to the above-mentioned flavouring agents, the Committee assigned nine flavouring agents (Nos 2012–2020) to structural class I. One flavouring agent (No. 2021) was assigned to structural class II, and three flavouring agents (Nos 2022–2024) were assigned to structural class III.

*Step 2.* All the flavouring agents in this group are expected to be metabolized to innocuous products. The evaluation of all flavouring agents in this group therefore proceeded via the A-side of the Procedure.

*Step A3.* For all compounds in this group (except No. 2024; see below), the SPET resulted in the highest estimated daily intakes. Of eight of the nine flavouring agents (Nos 2012–2017, 2019 and 2020) in structural class I, all were below the threshold of concern (i.e. 1800 µg/person per day for class I). The safety of these eight flavouring agents raises no concern at current estimated dietary exposures. The estimated daily intake for one flavouring agent (No. 2018) in structural class I is above the threshold of concern (i.e. 1800 µg/person per day for class I). The estimated daily intake for the one flavouring agent (No. 2021) in structural class II is above the threshold of concern (i.e. 540 µg/person per day for class II). The estimated daily intake for all three flavouring agents (Nos 2022–2024) in structural class III are above the threshold of concern (i.e. 90 µg/person per day for class III). Accordingly, the evaluation of these five substances proceeded to step A4.

*Step A4.* None of the flavouring agents—4-(2-propenyl)phenyl-β-D-glucopyranoside (No. 2018), 1-(4-hydroxy-3-methoxyphenyl)-decan-3-one (No. 2021), 3-(4-hydroxy-phenyl)-1-(2,4,6-trihydroxy-phenyl)-propan-1-one (No. 2022), magnolol (No. 2023) and 5,7-dihydroxy-2-(3-hydroxy-4-methoxy-phenyl)-chroman-4-one (No. 2024)—or their metabolites are endogenous substances. Accordingly, the evaluation of these substances proceeded to step A5.

*Step A5.* For 4-(2-propenyl)phenyl-β-D-glucopyranoside (No. 2018), the NOAEL of 600 mg/kg bw per day for the structurally related eugenol (No. 1529) in a 90-day study in rats provides a margin of safety of 6000 in relation to the highest estimated dietary exposure to No. 2018 (SPET = 6000 µg/person per day) when used as a flavouring agent.

For 1-(4-hydroxy-3-methoxyphenyl)-decan-3-one (No. 2021), the NOAEL of 70 mg/kg bw per day for the structurally related 4-(*p*-hydroxyphenyl)-2-butanone (No. 728) in a 90-day study in rats provides a margin of safety of 1400 in relation to the highest estimated dietary exposure to No. 2021 (SPET = 3000 µg/person per day) when used as a flavouring agent.

For 3-(4-hydroxy-phenyl)-1-(2,4,6-trihydroxy-phenyl)-propan-1-one (No. 2022), the NOAEL of approximately 750 mg/kg bw per day for the structurally related neohesperidin dihydrochalcone in a 90-day study in rats provides a margin of safety of greater than 93 000 in relation to the highest estimated dietary exposure to No. 2022 (SPET = 480 µg/person per day) when used as a flavouring agent.

The NOAEL of 240 mg/kg bw per day for magnolol (No. 2023) in a 90-day study in rats provides a margin of safety of 2400 in relation to the highest estimated dietary exposure to No. 2023 (SPET = 6000 µg/person per day) when used as a flavouring agent.

For 5,7-dihydroxy-2-(3-hydroxy-4-methoxy-phenyl)-chroman-4-one (No. 2024), the NOAEL of approximately 750 mg/kg bw per day for the structurally related neohesperidin dihydrochalcone in a 90-day study in rats provides a margin of safety of greater than 290 000 in relation to the highest estimated dietary exposure to No. 2024 (MSDI = 153 µg/person per day) when used as a flavouring agent.

The Committee concluded that the calculated margins of safety indicate that these flavouring agents would not pose safety concerns at current estimated dietary exposures.

[Table 17](#) summarizes the evaluations of the 13 phenol and phenol derivatives (Nos 2012–2024) in this group.

### ***Consideration of combined intakes from use as flavouring agents***

The safety assessment of possible combined exposures to flavouring agents was undertaken based on the presence of common metabolites or a homologous series (as proposed at the sixty-eighth meeting; Annex 1, reference 187) and using the MSDI exposure assessment (as proposed at the sixty-ninth meeting; Annex 1, reference 190). In addition, at this meeting, the Committee also considered combined intakes for structurally closely related series of flavouring agents.

Flavouring agents in this series that are members of a structurally closely related series of simple phenols or alkylphenols or predicted to be metabolized to such compounds, in structural class I, are Nos 2012, 2013, 2018 and 2019. The five related flavouring agents with the highest intakes in Europe are Nos 690, 691, 694, 697 and 705 and in the USA are Nos 693, 695, 698, 699 and 703. In the unlikely event that these flavouring agents were to be consumed concurrently on a daily basis, the estimated combined intakes would be 316 µg/person in Europe and 81 µg/person in the USA, which would not exceed the threshold of concern (i.e. 1800 µg/person per day for class I).

The Committee concluded that the combined intake of these substances, when used as flavouring agents, would not raise safety concerns.

Flavouring agents in this series that are members of a structurally closely related series of methoxyphenols or predicted to be metabolized to such compounds, in structural class I, are Nos 2015, 2016 and 2017. The five related compounds with the highest intakes in Europe are Nos 713, 715, 717, 721 and 725 and in the USA are Nos 711, 713, 715, 721 and 726. In the unlikely event that these flavouring agents were to be consumed concurrently on a daily basis, the estimated combined intakes would be 307 µg/person in Europe and 43 µg/person in the USA, which would not exceed the threshold of concern (i.e. 1800 µg/person per day for class I). The Committee concluded that the combined intake of these substances, when used as flavouring agents, would not raise safety concerns.

Flavouring agents in this series that are members of a structurally closely related series of phenols or methoxyphenols containing an additional oxygenated functional group or predicted to be metabolized to such compounds, in structural class I, are Nos 2014 and 2020. The related compounds with the highest intakes in Europe are Nos 727, 728, 736 and 731 and in the USA are Nos 727, 728, 736, 730 and 731. In the unlikely event that these substances were to be consumed concurrently on a daily basis, the estimated combined intakes would be approximately 3000 µg/person in Europe and approximately 4000 µg/person in the USA, which would exceed the threshold of concern (i.e. 1800 µg/person per day for class I). However, all five flavouring agents in this group are expected to be efficiently metabolized and would not saturate metabolic pathways. The Committee concluded that the combined intake of these substances, when used as flavouring agents, would not raise safety concerns.

The remaining flavouring agents (Nos 2022–2024) do not share close structural characteristics with others in the group, and consideration of combined intake is not indicated.

The Committee concluded that the combined intakes of these substances, when used as flavouring agents, would not raise safety concerns.

### ***Consideration of secondary components***

Two members of this group of flavouring agents, sodium 3-methoxy-4-hydroxycinnamate (No. 2014) and magnolol (No. 2023), have minimum assay values of less than 95%. The secondary component in No. 2014, vanillin (No. 889), was previously evaluated and found to be of no concern. The secondary components of magnolol (No. 2023), honokiol and eudesmol, are expected to share the same metabolic fate as the flavouring agent and are

considered not to present a safety concern at current estimated dietary exposures. Information on the safety of the secondary components of these flavouring agents is summarized in Annex 4.

## **Conclusion**

In the previous evaluations of substances in this group of flavouring agents, studies of biological properties, acute toxicity, short-term toxicity and genotoxicity were available. None raised safety concerns. The additional biochemical and toxicological data available for this evaluation supported those from the previous evaluation (Annex 1, reference 149).

The Committee concluded that these 13 flavouring agents, which are additions to the group of phenol and phenol derivatives evaluated previously, would not give rise to safety concerns at current estimated dietary exposures.

An addendum to the toxicological monograph was prepared.

### **4.1.12 *Simple aliphatic and aromatic sulfides and thiols: additional compounds***

The Committee evaluated 36 additional flavouring agents belonging to the group of simple aliphatic and aromatic sulfides and thiols, which was evaluated previously. This group included 4 simple sulfides (Nos 1909–1911 and 1939), 13 acyclic sulfides with oxidized side-chains (Nos 1912, 1913, 1915–1922 and 1940–1942), 3 cyclic sulfides (Nos 1923, 1943 and 1944), 1 simple thiol (No. 1924), 8 thiols with oxidized side-chains (Nos 1914, 1925–1929, 1936 and 1938), 5 simple disulfides (Nos 1930–1933 and 1935), 1 trisulfide (No. 1934) and 1 thioester (No. 1937). The evaluations were conducted according to the Procedure for the Safety Evaluation of Flavouring Agents (see [Fig. 1](#); [Annex 1](#), [reference 131](#)). None of these flavouring agents has previously been evaluated by the Committee.

The Committee previously evaluated 137 other members of this group of flavouring agents at its fifty-third meeting (Annex 1, reference 143). The group was divided into 12 subgroups on the basis of the position of the sulfur atom, in order to facilitate the assessment of the relevant data on metabolism and toxicity. The Committee concluded that all 137 flavouring agents in that group were of no safety concern at estimated dietary exposures.

The Committee also evaluated 12 additional members of this group of flavouring agents at its sixty-first meeting (Annex 1, reference 166). The Committee concluded that all 12 additional flavouring agents in that group were of no safety concern at estimated dietary exposures.

The Committee evaluated another 51 additional members of this group of flavouring agents at its sixty-eighth meeting (Annex 1, reference 187). The Committee concluded that all 51 additional flavouring agents in that group were of no safety concern at estimated dietary exposures.

Ten of the 36 flavouring agents evaluated at the current meeting are natural components of foods (Nos 1909, 1910, 1913, 1915, 1916, 1918, 1923, 1932, 1933 and 1937) and have been detected in beef, fish oil, onion, shallot, potato chips, cabbage, peanut, apple, pineapple, melon, yellow passion fruit, coffee and beer.

### ***Assessment of dietary exposure***

The total annual volumes of production of the 36 flavouring agents in this group are approximately 0.3 kg in Europe, 2 kg in the USA and 19 kg in Japan. In Europe, only methyl 1-propenyl sulfide (No. 1910), 2-(methylthio)-ethyl acetate (No. 1913) and 3-mercaptophexanal (No. 1929) are produced (each accounts for one third of the total annual volume of production). Only four are produced in the USA, with (±)-ethyl 3-mercapto-2-methylbutanoate (No. 1928) and 3-(methylthio)propyl hexanoate (No. 1941) accounting for the largest part of the total annual volume of production (42% each). All but five of these flavouring agents are produced in Japan, with methyl octyl sulfide (No. 1909) and 2-ethylhexyl 3-mercaptopropionate (No. 1938) making the largest contribution to the total annual volume of production (32% each).



The estimated dietary exposures for each of the flavouring agents, calculated either as the MSDI or using the SPET, are reported in [Table 18](#). The estimated daily dietary exposure is the highest for 3-(methylthio)propyl hexanoate (No. 1941) (1500 µg, the SPET value obtained for composite foods). For the other flavouring agents, the estimated daily per capita dietary exposures varied from 0.1 from 400 µg. For all of these flavouring agents except (±)-ethyl 3-mercapto-2-methylbutanoate (No. 1928) and 3-mercaptopropionic acid (No. 1936), the SPET gave the highest estimate.

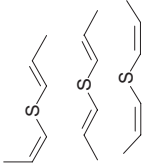

### ***Absorption, distribution, metabolism and elimination***

Information on the absorption, distribution, metabolism and elimination of the flavouring agents belonging to the group of simple aliphatic and aromatic sulfides and thiols has previously been described in the monographs of the fifty-third, sixty-first and sixty-eighth meetings (Annex 1, references 144, 167 and 188). No additional relevant data have been reported since these meetings.


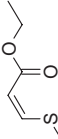
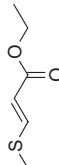
Table 18

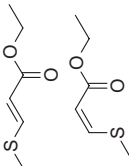
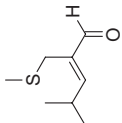
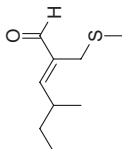
Summary of the results of the safety evaluations of simple aliphatic and aromatic sulfides and thiols used as flavouring agents<sup>a,b,c</sup>

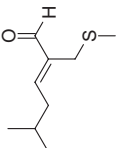
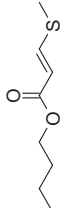
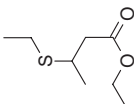
Flavouring agent	No.	CAS No. and structure	Step B3 <sup>d</sup> Does intake exceed the threshold for human intake?	Step B4 <sup>e</sup> Adequate margin of safety for the flavouring agent or related substances? / Are additional data available for substances with an estimated intake exceeding the threshold of concern? <sup>e</sup>	Step B5 Does intake exceed 1.5 µg/day?	Comments on predicted metabolism	Conclusion based on current estimated dietary exposure
<b>Subgroup i: Simple sulfides</b>							
Structural class I							
Methyl octyl sulfide	1909	3698-95-1 	No, SPET: 400	B4. Yes. The NOEL of 250 mg/kg bw per day for the related substance methyl sulfide (No. 452) is at least 37 500 times the estimated daily dietary exposure to No. 1909 when used as a flavouring agent.	NR	Note 1	No safety concern
Methyl 1-propenyl sulfide	1910	10152-77-9 	No, SPET: 2	B4. Yes. The NOEL of 250 mg/kg bw per day for the related substance methyl sulfide (No. 452) is at least 7 500 000 times the estimated daily dietary exposure to No.	NR	Note 1	No safety concern

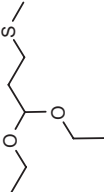
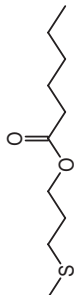
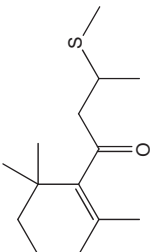
Di-(1-propenyl)-sulfide (mixture of isomers)	1911	65819-74-1; 37981-37-6; 37981-36-5	No, SPET: 80	1910 when used as a flavouring agent. B4. Yes. The NOEL of 250 mg/kg bw per day for the related substance methyl sulfide (No. 452) is at least 187 500 times the estimated daily dietary exposure to No. 1911 when used as a flavouring agent.	NR	Note 1	No safety concern
							
Structural class III							
Butanal dibenzylthioacetal	1939	101780-73-8	No, SPET: 40	B4. No.	Yes.	Note 1	Additional data required to complete evaluation
							
Subgroup ii: Acyclic sulfides with oxidized side-chains							
Structural class I							
Ethyl 2-hydroxyethyl sulfide	1912	110-77-0	No, SPET: 3	B4. Yes. The NOEL of 1.4 mg/kg bw per day for the related substance 2-(methylthiomethyl)-3-phenylpropenal (No. 505) is	NR	Notes 1 and 2	No safety concern
							


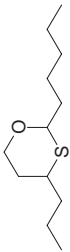
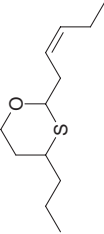



2-(Methylthio)ethyl acetate	1913	5862-47-5		No, SPET: 300	at least 28 000 times the estimated daily dietary exposure to No. 1912 when used as a flavouring agent. B4. Yes. The NOEL of 1.4 mg/kg bw per day for the related substance 2-(methylthiomethyl)-3-phenylpropenal (No. 505) is at least 280 times the estimated daily dietary exposure to No. 1913 when used as a flavouring agent. B4. Yes. The NOEL of 1.4 mg/kg bw per day for the related substance 2-(methylthiomethyl)-3-phenylpropenal (No. 505) is at least 280 times the estimated daily dietary	Notes 1 and 3	No safety concern
Ethyl 3-(methylthio)-(2Z)-propenoate	1915	136115-66-7		No, SPET: 300	at least 280 times the estimated daily dietary exposure to No. 1915 when used as a flavouring agent. B4. Yes. The NOEL of 1.4 mg/kg bw per day for the related substance 2-(methylthiomethyl)-3-phenylpropenal (No. 505) is at least 280 times the estimated daily dietary	Notes 1 and 3	No safety concern
Ethyl 3-(methylthio)-(2E)-propenoate	1916	136115-65-6		No, SPET: 300	at least 280 times the estimated daily dietary exposure to No. 1915 when used as a flavouring agent. B4. Yes. The NOEL of 1.4 mg/kg bw per day for the related substance 2-(methylthiomethyl)-3-phenylpropenal (No. 505) is at least 280 times the estimated daily dietary	Notes 1 and 3	No safety concern


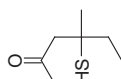
<p>Ethyl 3-(methylthio)-2-propenoate (mixture of isomers)</p> <p>1917 77105-51-2</p> 	<p>No, SPET: 300</p>	<p>exposure to No. 1916 when used as a flavouring agent.</p> <p>B4. Yes. The NOEL of 1.4 mg/kg bw per day for the related substance 2-(methylthiomethyl)-3-phenylpropenal (No. 505) is at least 280 times the estimated daily dietary exposure to No. 1917 when used as a flavouring agent.</p>	<p>NR</p>	<p>Notes 1 and 3</p>	<p>No safety concern</p>
<p>4-Methyl-2-(methylthiomethyl)-2-pentenal</p> <p>1918 40878-73-7</p> 	<p>No, SPET: 0.125</p>	<p>exposure to No. 1918 when used as a flavouring agent.</p> <p>B4. Yes. The NOEL of 1.4 mg/kg bw per day for the related substance 2-(methylthiomethyl)-3-phenylpropenal (No. 505) is at least 672 000 times the estimated daily dietary exposure to No. 1919 when used as a flavouring agent.</p>	<p>NR</p>	<p>Notes 1 and 4</p>	<p>No safety concern</p>
<p>4-Methyl-2-(methylthiomethyl)-2-hexenal</p> <p>1919 99910-84-6</p> 	<p>No, SPET: 1.5</p>	<p>exposure to No. 1916 when used as a flavouring agent.</p> <p>B4. Yes. The NOEL of 1.4 mg/kg bw per day for the related substance 2-(methylthiomethyl)-3-phenylpropenal (No. 505) is at least 56 000 times the estimated daily dietary exposure to No. 1919 when used as a flavouring agent.</p>	<p>NR</p>	<p>Notes 1 and 4</p>	<p>No safety concern</p>

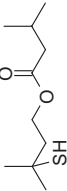
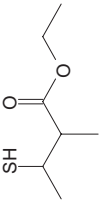
5-Methyl-2-(methylthiomethyl)-2-hexenal	1920 85407-25-6		No, SPET: 3	B4. Yes. The NOEL of 1.4 mg/kg bw per day for the related substance 2-(methylthiomethyl)-3-phenylpropenal (No. 505) is at least 28 000 times the estimated daily dietary exposure to No. 1920 when used as a flavouring agent.	NR	Notes 1 and 4	No safety concern
Butyl β-(methylthio)-acrylate	1921 77105-53-4		No, SPET: 0.3	B4. Yes. The NOEL of 1.4 mg/kg bw per day for the related substance 2-(methylthiomethyl)-3-phenylpropenal (No. 505) is at least 280 000 times the estimated daily dietary exposure to No. 1921 when used as a flavouring agent.	NR	Notes 1 and 3	No safety concern
Ethyl 3-(ethylthio)-butyrate	1922 90201-28-8		No, SPET: 24	B4. Yes. The NOEL of 1.4 mg/kg bw per day for the related substance ethyl 2-(methylthiomethyl)-3-phenylpropenal (No. 505) is at least 3500 times the estimated daily dietary exposure to No. 1922 when used as a flavouring agent.	NR	Notes 1 and 3	No safety concern

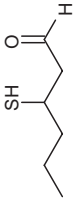
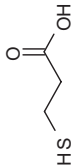
Methional diethyl acetal	1940 16630-61-8		No, SPET: 6	B4. Yes. The NOEL of 1.4 mg/kg bw per day for the related substance ethyl 2-(methylthiomethyl)-3-phenylpropenal (No. 505) is at least 14 000 times the estimated daily dietary exposure to No. 1940 when used as a flavouring agent.	NR	Note 1	No safety concern
3-(Methylthio)propyl hexanoate	1941 906079-63-8		No, SPET: 1500		Yes.	Notes 1 and 3	Additional data required to complete evaluation
Structural class III							
1-(3-(Methylthio)-butyryl)-2,6-trimethylcyclohexene	1942 68697-67-6		No, SPET: 0.25	B4. Yes. The NOEL of 1.4 mg/kg bw per day for the related substance 2-(methylthiomethyl)-3-phenylpropenal (No. 505) is at least 336 000 times the estimated daily dietary exposure to No. 1942 when used as a flavouring agent.	NR	Notes 1 and 5	No safety concern

<b>Subgroup iii: Cyclic sulfides</b>					
Structural class II					
2-Oxothiolane	1923	1003-10-7	No, SPET: 6	B4. Yes. The NOEL of 9.2 mg/kg bw per day for the related substance 4,5-dihydro-3(2H)-thiophenone (No. 498) is at least 92 000 times the estimated daily dietary exposure to No. 1923 when used as a flavouring agent.	No safety concern
					
Structural class III					
(±)-cis- and trans-2-Pentyl-4-propyl-1,3-oxathiane	1943	59323-81-8	Yes, SPET: 300	Additional data: No.	Note 1
					
2-Pentyl-4-propyl-1,3-oxathiane (mixture of isomers)	1944	1094004-39-3	Yes, SPET: 300	Additional data: No.	Note 1
					
<b>Subgroup iv: Simple thiols</b>					
Structural class I					
Dodecanethiol	1924	112-55-0	No, SPET: 1.5	B4. Yes. The NOEL of 0.56 mg/kg bw per day for the related substance	Notes 6 and 7
					

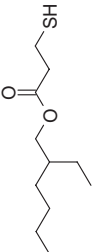
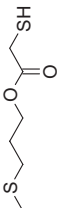
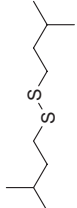
cyclopentanethiol (No. 516) is at least 22 400 times the estimated daily dietary exposure to No. 1924 when used as a flavouring agent.


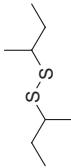
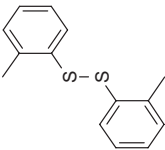
Subgroup v: Thiols with oxidized side-chains							
Structural class I							
2-Hydroxyethanethiol	1925	60-24-2	No, SPET: 600	B4. Yes. The NOELs of 1.9, 2.8 and 1.9 mg/kg bw per day for, respectively, 2-mercapto-3-butanol (No. 546), $\alpha$ -methyl- $\beta$ -mercaptopropyl sulfide (No. 547) and 3-mercapto-2-pentanone (No. 560) from 90-day studies in rats are at least 190–280 times the estimated daily dietary exposure to No. 1925 when used as a flavouring agent.	NR	Notes 2, 6 and 7	No safety concern
							
4-Mercapto-4-methyl-2-hexanone	1926	851768-52-0	No, SPET: 0.3	B4. Yes. The NOELs of 1.9, 2.8 and 1.9 mg/kg bw per day for, respectively, 2-mercapto-3-butanol (No. 546), $\alpha$ -methyl- $\beta$ -mercaptopropyl sulfide (No. 547) and 3-mercapto-2-pentanone (No. 560) from	NR	Notes 5, 6 and 7	No safety concern
							

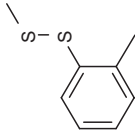
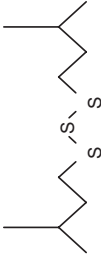
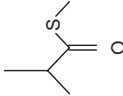
3-Mercapto-3-methylbutyl isovalerate	1927 612071-27-9		No, SPET: 20	90-day studies in rats are at least 380 000–560 000 times the estimated daily dietary exposure to No. 1926 when used as a flavouring agent. B4. Yes. The NOELs of 1.9, 2.8 and 1.9 mg/kg bw per day for, respectively, 2-mercapto-3-butanol (No. 546), $\alpha$ -methyl- $\beta$ -mercaptopropyl sulfide (No. 547) and 3-mercapto-2-pentanone (No. 560) from 90-day studies in rats are at least 5700–8400 times the estimated daily dietary exposure to No. 1927 when used as a flavouring agent.	NR	Notes 3, 6 and 7	No safety concern
( $\pm$ )-Ethyl 3-mercapto-2-methylbutanoate	1928 888021-82-7		No, MSDI: Europe ND USA 0.1 Japan ND	B4. Yes. The NOELs of 1.9, 2.8 and 1.9 mg/kg bw per day for, respectively, 2-mercapto-3-butanol (No. 546), $\alpha$ -methyl- $\beta$ -mercaptopropyl sulfide (No. 547) and 3-mercapto-2-pentanone (No. 560) from 90-day studies in rats are at least 1 140 000–1 680 000 times the estimated daily dietary exposure to No. 1928	NR	Notes 3, 6 and 7	No safety concern

3-Mercaptohexanal	1929	51755-72-7		No, SPET: 3	when used as a flavouring agent.		
				B4. Yes. The NOELs of 1.9, 2.8 and 1.9 mg/kg bw per day for, respectively, 2-mercapto-3-butanol (No. 546), $\alpha$ -methyl- $\beta$ -mercaptopropyl sulfide (No. 547) and 3-mercapto-2-pentanone (No. 560) from 90-day studies in rats are at least 38 000–56 000 times the estimated daily dietary exposure to No. 1929 when used as a flavouring agent.	NR	Notes 4, 6 and 7	No safety concern
3-Mercaptopropionic acid	1936	107-96-0		No, MSDI: Europe ND USA ND Japan 0.5			
				B4. Yes. The NOELs of 1.9, 2.8 and 1.9 mg/kg bw per day for, respectively, 2-mercapto-3-butanol (No. 546), $\alpha$ -methyl- $\beta$ -mercaptopropyl sulfide (No. 547) and 3-mercapto-2-pentanone (No. 560) from 90-day studies in rats are at least 228 000–336 000 times the estimated daily dietary exposure to No. 1936 when used as a flavouring agent.	NR	Notes 6 and 7	No safety concern



2-Ethylhexyl 3-mercaptopropionate	1938 50448-95-8		No, SPET: 30	B4. Yes. The NOELs of 1.9, 2.8 and 1.9 mg/kg bw per day for, respectively, 2-mercapto-3-butanol (No. 546), α-methyl-β-mercaptoethyl sulfide (No. 547) and 3-mercapto-2-pentanone (No. 560) from 90-day studies in rats are at least 3800–5600 times the estimated daily dietary exposure to No. 1938 when used as a flavouring agent.	NR	Notes 3, 6 and 7	No safety concern
Structural class III 3-(Methylthio)propyl mercaptoacetate	1914 852997-30-9		Yes, SPET: 300	Additional data: No.	NR	Notes 1, 3, 6 and 7	Additional data required to complete evaluation
<b>Subgroup vii:</b>							
<b>Simple disulfides</b>							
Structural class I							
Diisoamyl disulfide	1930 2051-04-9		No, SPET: 10	B4. Yes. The NOEL of 7.3 mg/kg bw per day for the related substance propyl disulfide (No. 566) is at least 43 800 times the estimated daily dietary exposure to No. 1930 when used as a flavouring agent.	NR	Notes 7, 8 and 9	No safety concern

Butyl propyl disulfide	1932	72437-64-0		No, SPET: 0.2	B4. Yes. The NOEL of 7.3 mg/kg bw per day for the related substance propyl disulfide (No. 566) is at least 2 190 000 times the estimated daily dietary exposure to No. 1932 when used as a flavouring agent.	NR	Notes 7, 8 and 9	No safety concern
Di-sec-butyl disulfide	1933	5943-30-6		No, SPET: 50	B4. Yes. The NOEL of 7.3 mg/kg bw per day for the related substance propyl disulfide (No. 566) is at least 8760 times the estimated daily dietary exposure to No. 1933 when used as a flavouring agent.	NR	Notes 7, 8 and 9	No safety concern
Structural class III								
Bis(2-methylphenyl) disulfide	1931	4032-80-8		Yes, SPET: 350	Additional data: No.	NR	Notes 7, 8 and 9	Additional data required to complete evaluation

Methyl 2-methylphenyl disulfide	1935 35379-09-0		No, SPET: 0.2	B4. Yes. The NOEL of 3.4 mg/kg bw per day for the related substance 2-naphthalenethiol (No. 531) is at least 1 020 000 times the estimated daily dietary exposure to No. 1935 when used as a flavouring agent.	NR	Notes 7, 8 and 9	No safety concern
<b>Subgroup ix: Trisulfides</b>							
Structural class I							
Diisoamyl trisulfide	1934 955371-64-9		No, SPET: 2	B4. Yes. The NOEL of 4.8 mg/kg bw per day for the related substance dipropyl trisulfide (No. 585) is at least 144 000 times the estimated daily dietary exposure to No. 1934 when used as a flavouring agent.	NR	Notes 7, 8 and 9	No safety concern
<b>Subgroup xi: Thioesters</b>							
Structural class I							
Methyl isobutanethioate	1937 42075-42-3		No, SPET: 60	B4. Yes. The NOEL of 6.5 mg/kg bw per day for the related substance ethyl thioacetate (No. 483) is at least 6500 times the estimated daily dietary exposure to No. 1937 when used as a flavouring agent.	NR	Note 10	No safety concern

CAS, Chemical Abstracts Service; ND, no data reported; NR, not required for evaluation

<sup>a</sup> One hundred and thirty-seven flavouring agents belonging to the chemical group of simple aliphatic and aromatic sulfides and thiols were previously evaluated by the Committee at its fifty-third meeting (Annex 1, reference 143), 12 additional members at its sixty-first meeting (Annex 1, reference 166) and 51 additional members at its sixty-eighth meeting (Annex 1, reference 187).

<sup>b</sup> Step 1: Twenty-eight flavouring agents in this group are in structural class I (Nos 1909–1913, 1915–1922, 1924–1930, 1932–1934, 1936–1938, 1940 and 1941), 1 is in structural class II (No. 1923) and the remaining 7 are in structural class III (Nos 1914, 1931, 1935, 1939 and 1942–1944).

<sup>c</sup> Step 2: None of the flavouring agents in this group can be predicted to be metabolized to innocuous products.

<sup>d</sup> The thresholds for human intake for structural classes I, II and III are 1800, 540 and 90 µg/day, respectively. All intake values are expressed in µg/day. Either the highest SPET estimate or the MSDI estimates, if at least one is higher than the highest SPET estimate, are given in the table.

<sup>e</sup> The margin of safety was calculated based on the highest daily dietary exposure calculated either by the SPET or as the MSDI.

Notes:

1. The sulfur is expected to be oxidized to the sulfoxide and sulfone.
2. The hydroxy group is expected to undergo oxidation to the carboxylic acid and/or conjugation with glucuronic acid, followed by excretion.
3. The ester is expected to undergo hydrolysis to the corresponding carboxylic acid and alcohol.
4. The aldehyde group is expected to be oxidized to the corresponding carboxylic acid, conjugated and subsequently excreted.
5. The ketone group is expected to be reduced to the alcohol, conjugated and subsequently excreted.
6. The sulfur is expected to be oxidized to sulfonic acid and/or undergo methylation, followed by excretion.
7. Free thiols may form mixed disulfides with glutathione or cysteine.
8. The disulfides or trisulfides are expected to be reduced to free thiols.
9. The geminal dithiols are expected to be hydrolysed to yield their parent aldehydes and hydrogen sulfide.
10. The thioester is expected to undergo hydrolysis to acetate and the corresponding thiol, which will be further oxidized.

## ***Application of the Procedure for the Safety Evaluation of Flavouring Agents***

*Step 1.* In applying the Procedure for the Safety Evaluation of Flavouring Agents to the 36 flavouring agents in this group of simple aliphatic and aromatic sulfides and thiols, the Committee assigned 28 flavouring agents to structural class I (Nos 1909–1913, 1915–1922, 1924–1930, 1932–1934, 1936–1938, 1940 and 1941), 1 flavouring agent to structural class II (No. 1923) and 7 flavouring agents to structural class III (Nos 1914, 1931, 1935, 1939 and 1942–1944).

*Step 2.* None of the flavouring agents in this group can be predicted to be metabolized to innocuous products. The evaluation of these substances therefore proceeded via the B-side of the Procedure.

*Step B3.* The highest estimated daily per capita intakes of the 28 flavouring agents in structural class I and the 1 flavouring agent in structural class II are below the respective thresholds of concern (i.e. 1800 µg/person per day for class I and 540 µg/person per day for class II). Accordingly, the evaluation of these 29 flavouring agents proceeded to step B4.

The highest estimated daily per capita intakes of three flavouring agents in structural class III (Nos 1935, 1939 and 1942) are below the threshold of concern (i.e. 90 µg/person per day for class III). Accordingly, the evaluation of these three flavouring agents proceeded to step B4. The highest estimated daily per capita intakes of the four remaining flavouring agents in structural class III (Nos 1914, 1931, 1943 and 1944) are 350 µg for No. 1931 and 300 µg for Nos 1914, 1943 and 1944 (calculated using the SPET) and are above the threshold of concern (i.e. 90 µg/person per day for class III). Therefore, additional data are necessary for the evaluation of these flavouring agents.

*Consideration of flavouring agents with high exposure evaluated via the B-side of the decision-tree:*

In accordance with the Procedure, additional data were evaluated for 3-(methylthio)propyl mercaptoacetate (No. 1914), bis(2-methylphenyl) disulfide (No. 1931), ( $\pm$ )-*cis*- and *trans*-2-pentyl-4-propyl-1,3-oxathiane (No. 1943) and 2-pentenyl-4-propyl-1,3-oxathiane (mixture of isomers) (No. 1944), as the estimated intakes exceeded the threshold of concern for structural class III (90 µg/person per day).

### *No. 1914*

No data are available for 3-(methylthio)propyl mercaptoacetate (No. 1914) or closely related substances to perform a safety evaluation. Therefore, the Committee determined that additional metabolic or toxicological data would

be necessary to complete the evaluation of No. 1914 at current estimated dietary exposures.

#### *No. 1931*

No data are available for bis(2-methylphenyl) disulfide (No. 1931) or closely related substances to perform a safety evaluation. Bis(2-methylphenyl) disulfide is expected to be reduced rapidly to a thiophenol analogue; however, the rate and extent of reduction are unknown. Therefore, the Committee determined that additional metabolic or toxicological data would be necessary to complete the evaluation of No. 1931 at current estimated dietary exposures.

#### *No. 1943*

No data are available for ( $\pm$ )-*cis*- and *trans*-2-pentyl-4-propyl-1,3-oxathiane (No. 1943). The NOEL of 0.44 mg/kg bw per day for the closely related substance 2-methyl-4-propyl-1,3-oxathiane (No. 464) from a 90-day study in rats provides a margin of safety of 88 (SPET for No. 1943 = 300  $\mu$ g/day). The Committee considered that this margin of safety is inadequate and that additional data would be necessary to complete the evaluation of No. 1943 at current estimated dietary exposures.

#### *No. 1944*

No data are available for 2-pentenyl-4-propyl-1,3-oxathiane (mixture of isomers) (No. 1944). The NOEL of 0.44 mg/kg bw per day for the closely related substance 2-methyl-4-propyl-1,3-oxathiane (No. 464) from a 90-day study in rats provides a margin of safety of 88 (SPET for No. 1944 = 300  $\mu$ g/day). The Committee considered that this margin of safety is inadequate and that additional data would be necessary to complete the evaluation of No. 1944 at current estimated dietary exposures.

*Step B4. Subgroup i: Simple sulfides.* The NOEL of 250 mg/kg bw per day for the structurally related substance methyl sulfide (No. 452) from a 14-week oral gavage study in rats provides adequate margins of safety (ranging from 37 500 to 7 500 000) for methyl octyl sulfide (No. 1909; SPET = 400  $\mu$ g/day), methyl 1-propenyl sulfide (No. 1910; SPET = 2  $\mu$ g/day) and di-(1-propenyl)-sulfide (mixture of isomers) (No. 1911; SPET = 80  $\mu$ g/day) when used as flavouring agents. The Committee therefore concluded that these three flavouring agents are not of safety concern at current estimated dietary exposures.

No NOEL is available for butanal dibenzyl thioacetal (No. 1939). Although the thioacetal group in butanal dibenzyl thioacetal can be expected to be hydrolysed, the rate and extent of hydrolysis are unknown. A NOEL was not available for a structurally related substance. Accordingly, the evaluation of butanal dibenzyl thioacetal proceeded to step B5.

*Subgroup ii: Acyclic sulfides with oxidized side-chains.* The NOEL of 1.4 mg/kg bw per day for the structurally related substance 2-(methylthiomethyl)-3-phenylpropenal (No. 505) from a 90-day oral study in rats provides adequate margins of safety, ranging from 3500 to 672 000, for ethyl 2-hydroxyethyl sulfide (No. 1912; SPET = 3 µg/day), 4-methyl-2-(methylthiomethyl)-2-pentenal (No. 1918; SPET = 0.125 µg/day), 4-methyl-2-(methylthiomethyl)-2-hexenal (No. 1919; SPET = 1.5 µg/day), 5-methyl-2-(methylthiomethyl)-2-hexenal (No. 1920; SPET = 3 µg/day), butyl β-(methylthio)acrylate (No. 1921; SPET = 0.3 µg/day), ethyl 3-(ethylthio)butyrate (No. 1922; SPET = 24 µg/day), methional diethyl acetal (No. 1940; SPET = 6 µg/day) and 1-(3-(methylthio)-butyryl)-2,6,6-trimethylcyclohexene (No. 1942; SPET = 0.25 µg/day) when used as flavouring agents. The Committee therefore concluded that these eight flavouring agents are not of safety concern at current estimated dietary exposures.

The NOEL of 1.4 mg/kg bw per day for the structurally related substance 2-(methylthiomethyl)-3-phenylpropenal (No. 505) provides a margin of safety of 280 for 2-(methylthio)ethyl acetate (No. 1913), ethyl 3-(methylthio)-(2*Z*)-propenoate (No. 1915), ethyl 3-(methylthio)-(2*E*)-propenoate (No. 1916) and ethyl 3-(methylthio)-2-propenoate (No. 1917) (SPET for Nos 1913 and 1915–1917 = 300 µg/day) when used as flavouring agents. This margin of safety is lower than the value of 1000 proposed at the forty-fourth meeting of the Committee as an adequate margin for flavouring agents on the B-side of the Procedure (Annex 1, reference 116). However, No. 505 bears more structural alerts for toxicity compared with Nos 1913 and 1915–1917 because of its more complex molecular structure. Also, the value of 1000 was based on the comparison of the NOAEL with the MSDI. The Committee noted that the margin of safety for these compounds based on the MSDI (range 0.05–0.06 µg/day) is about 1 400 000. The Committee concluded that the values of 280 (based on the SPET) and about 1 400 000 (based on the MSDI) provide an adequate margin of safety and concluded that these four flavouring agents are not of safety concern at current estimated dietary exposures.

The NOEL of 1.4 mg/kg bw per day for the structurally related substance 2-(methylthiomethyl)-3-phenylpropenal (No. 505) from a 90-day oral study in rats provides a margin of safety of 56 for 3-(methylthio)propyl hexanoate (No. 1941; SPET = 1500 µg/day). This margin of safety is approximately 20 times lower than the value of 1000 proposed at the forty-fourth meeting of the Committee (Annex 1, reference 116) and is not considered adequate. Accordingly, the evaluation of 3-(methylthio)propyl hexanoate proceeded to step B5.

*Subgroup iii: Cyclic sulfides.* The NOEL of 9.2 mg/kg bw per day for the structurally related substance 4,5-dihydro-3(2H)-thiophenone (No. 498) from a 90-day study in rats provides an adequate margin of safety of 92 000 for 2-oxothiolane (No. 1923; SPET = 6 µg/day). The Committee concluded that this flavouring agent is not of safety concern at current estimated dietary exposures.

*Subgroup iv: Simple thiols.* The NOEL of 0.56 mg/kg bw per day for the structurally related substance cyclopentanethiol (No. 516) from a 90-day study in rats provides an adequate margin of safety of 22 400 for dodecanethiol (No. 1924; SPET = 1.5 µg/day) when used as a flavouring agent. The Committee concluded that this flavouring agent is not of safety concern at current estimated dietary exposures.

*Subgroup v: Thiols with oxidized side-chains.* For 2-hydroxyethanethiol (No. 1925), several studies of short-term toxicity were available, but it was not possible to derive an overall NOAEL for this compound. From the limitedly reported studies available, the NOAEL appears to be lower than 11 mg/kg bw per day. The NOELs of 1.9, 2.8 and 1.9 mg/kg bw per day for, respectively, the structurally related substances 2-mercapto-3-butanol (No. 546), α-methyl-β-mercaptopropyl sulfide (No. 547) and 3-mercapto-2-pentanone (No. 560) from 90-day studies in rats provide a margin of safety of at least 190 for No. 1925 (SPET = 600 µg/day). This margin of safety is lower than the value of 1000 proposed at the forty-fourth meeting of the Committee (Annex 1, reference 116). However, the value of 1000 was based on the comparison of the NOAEL with the MSDI. The Committee noted that the margin of safety of No. 1925 based on the MSDI of 0.1 µg/person per day is at least 950 000. The Committee concluded that the values of at least 190 (based on the SPET) and at least 950 000 (based on the MSDI) provide an adequate margin of safety. The Committee therefore concluded that this flavouring agent is not of safety concern at current estimated dietary exposures.

The NOELs of 1.9, 2.8 and 1.9 mg/kg bw per day for, respectively, Nos 546, 547 and 560 provide adequate margins of safety, ranging from 3800 to 1 680 000, for 4-mercapto-4-methyl-2-hexanone (No. 1926; SPET = 0.3 µg/day), 3-mercapto-3-methylbutyl isovalerate (No. 1927; SPET = 20 µg/day), (±)-ethyl 3-mercapto-2-methylbutanoate (No. 1928; MSDI = 0.1 µg/day), 3-mercaptohexanal (No. 1929; SPET = 3 µg/day), 3-mercaptopropionic acid (No. 1936; MSDI = 0.5 µg/day) and 2-ethylhexyl 3-mercaptopropionate (No. 1938; SPET = 30 µg/day) when used as flavouring agents. The Committee therefore concluded that these six flavouring agents are not of safety concern at current estimated dietary exposures.



*Subgroup vii: Simple disulfides.* The NOEL of 7.3 mg/kg bw per day for the structurally related substance propyl disulfide (No. 566) from a 90-day study in rats provides adequate margins of safety (range 8760–2 190 000) for diisoamyl disulfide (No. 1930; SPET = 10 µg/day), butyl propyl disulfide (No. 1932; SPET = 0.2 µg/day) and di-*sec*-butyl disulfide (No. 1933; SPET = 50 µg/day) when used as flavouring agents. The NOEL of 3.4 mg/kg bw per day for 2-naphthalenethiol (No. 531) from a 90-day study in rats provides an adequate margin of safety (1 020 000) for methyl 2-methylphenyl disulfide (No. 1935; SPET = 0.2 µg/day) when used as a flavouring agent. No. 1935 is predicted to be reduced rapidly to the corresponding thiophenol. The Committee therefore concluded that these four flavouring agents are not of safety concern at current estimated dietary exposures.

*Subgroup ix: Trisulfides.* The NOEL of 4.8 mg/kg bw per day for the structurally related substance dipropyl trisulfide (No. 585) from a 90-day study in rats provides an adequate margin of safety of 144 000 for diisoamyl trisulfide (No. 1934; SPET = 2 µg/day) when used as a flavouring agent. The Committee therefore concluded that this flavouring agent is not of safety concern at current estimated dietary exposures.

*Subgroup xi: Thioesters.* The NOEL of 6.5 mg/kg bw per day for the structurally related substance ethyl thioacetate (No. 483) from a 90-day study in rats provides an adequate margin of safety of 6500 for methyl isobutanethioate (No. 1937; SPET = 60 µg/day) when used as a flavouring agent. The Committee therefore concluded that this flavouring agent is not of safety concern at current estimated dietary exposures.

*Step B5.* The conditions of use for butanal dibenzyl thioacetal (No. 1939; SPET = 40) result in an intake greater than 1.5 µg/day. Therefore, the Committee determined that additional data would be necessary to complete the evaluation of this flavouring agent.

The conditions of use for 3-(methylthio)propyl hexanoate (No. 1941; SPET = 1500 µg/day) result in an intake greater than 1.5 µg/day. Therefore, the Committee determined that additional data would be necessary to complete the evaluation of this flavouring agent.

**Table 18** summarizes the evaluations of the 36 additional members of the group of simple aliphatic and aromatic sulfides and thiols (Nos 1909–1944).

## ***Consideration of combined intakes from use as flavouring agents***

The safety assessment of possible combined intakes of flavouring agents was based on the combined intakes of the five compounds with the highest estimated dietary exposure in each subgroup in which additional compounds were evaluated, using the MSDI exposure assessment (as proposed at the sixty-ninth meeting; Annex 1, reference 190).

### ***Subgroup i: Simple sulfides***

In the unlikely event that the flavouring agents belonging to the subgroup of simple sulfides, of which the highest estimated intakes are for Nos 452, 454, 455, 533 and 1909 (all structural class I) in Europe, the USA and Japan, were to be consumed concurrently on a daily basis, the estimated combined intakes would not exceed the threshold of concern (i.e. 1800 µg/person per day for class I).

### ***Subgroup ii: Acyclic sulfides with oxidized side-chains***

In the unlikely event that the flavouring agents belonging to the subgroup of acyclic sulfides with oxidized side-chains, of which the highest estimated intakes are for Nos 466, 472, 476, 478 and 481 (all structural class I) in Europe and the USA, were to be consumed concurrently on a daily basis, the estimated combined intakes would not exceed the threshold of concern (i.e. 1800 µg/person per day for class I).

### ***Subgroup iii: Cyclic sulfides***

In the unlikely event that the flavouring agents belonging to the subgroup of cyclic sulfides, of which the highest estimated intakes correspond to Nos 464, 498, 499, 534 and 543 (all structural class II) in Europe and the USA, were to be consumed concurrently on a daily basis, the estimated combined intakes would not exceed the threshold of concern (i.e. 540 µg/person per day for class II).

### ***Subgroup iv: Simple thiols***

In the unlikely event that the flavouring agents belonging to the subgroup of simple thiols, of which the highest estimated intakes correspond to Nos 508, 509, 520, 525 and 528 (belonging to structural class I or II) in Europe and the USA, were to be consumed concurrently on a daily basis, the estimated combined intakes would not exceed either threshold of concern (i.e. 1800 µg/person per day for class I and 540 µg/person per day for class II).

#### *Subgroup v: Thiols with oxidized side-chains*

In the unlikely event that the flavouring agents in the subgroup of thiols with oxidized side-chains, of which the highest estimated intakes are for Nos 546, 551, 553, 558 and 561 (belonging to structural class I or II) in Europe and the USA, were to be consumed concurrently on a daily basis, the estimated combined intakes would not exceed either threshold of concern (i.e. 1800 µg/person per day for class I and 540 µg/person per day for class II).

#### *Subgroup vii: Simple disulfides*

In the unlikely event that the flavouring agents in the subgroup of simple disulfides, of which the highest estimated intakes are for Nos 564, 565, 567, 570 and 572 (belonging to structural class I or II) in Europe and the USA, were to be consumed concurrently on a daily basis, the estimated combined intakes would not exceed either threshold of concern (i.e. 1800 µg/person per day for class I and 540 µg/person per day for class II).

#### *Subgroup ix: Trisulfides*

In the unlikely event that the flavouring agents in the subgroup of trisulfides, of which the highest estimated intakes are for Nos 582, 585, 587, 588 and 1701 (all structural class I) in Europe and the USA, were to be consumed concurrently on a daily basis, the estimated combined intakes would not exceed the threshold of concern (i.e. 1800 µg/person per day for class I).

#### *Subgroup xi: Thioesters*

In the unlikely event that the flavouring agents in the subgroup of thioesters, of which the highest estimated intakes correspond to Nos 484, 492, 493, 1295 and 1676 in Europe, the USA and Japan (all structural class I), were to be consumed concurrently on a daily basis, the estimated combined intakes of 5 and 14 µg/person in Europe and the USA, respectively, would not exceed the threshold of concern (i.e. 1800 µg/person per day for class I).

### ***Consideration of secondary components***

Four flavouring agents in this group (Nos 1915, 1916, 1932 and 1944) have assay values of less than 95%. The secondary component of ethyl 3-(methylthio)-(2*Z*)-propenoate (No. 1915) is ethyl 3-(methylthio)-(2*E*)-propenoate (No. 1916), and the secondary component of ethyl 3-(methylthio)-(2*E*)-propenoate (No. 1916) is ethyl 3-(methylthio)-(2*Z*)-propenoate (No. 1915). These compounds are expected to share the same metabolic fate and are considered not to present a safety concern at current estimated dietary exposures. The secondary components of butyl propyl

disulfide (No. 1932) are dipropyl disulfide and dibutyl disulfide. They are both expected to share the same metabolic fate as the primary substance and are considered not to present a safety concern at current estimated dietary exposures. The secondary components of 2-pentenyl-4-propyl-1,3-oxathiane (mixture of isomers) (No. 1944) (2-[(2*E*)-pent-2-en-1-yl]-4-propyl-1,3-oxathiane and 2-[(1*Z*)-pent-1-en-1-yl]-4-propyl-1,3-oxathiane) are expected to share the same metabolic fate as the primary substance and are considered not to present a safety concern at current estimated dietary exposures.

## **Conclusion**

In the previous evaluations of flavouring agents in the group of simple aliphatic and aromatic sulfides and thiols, studies of biological properties, acute toxicity, short-term and long-term toxicity, genotoxicity and developmental toxicity as well as observations in humans were available (Annex 1, references 144, 167 and 188). The toxicity data available for this evaluation supported those from previous evaluations.

The Committee concluded that 30 flavouring agents (Nos 1909–1913, 1915–1930, 1932–1938, 1940 and 1942), which are additions to the group of simple aliphatic and aromatic sulfides and thiols, would not give rise to safety concerns at current estimated dietary exposures. For the other six flavouring agents (Nos 1914, 1931, 1939, 1941, 1943 and 1944), the Committee concluded that the evaluations could not be completed and that additional data would be necessary to complete these evaluations at current estimated dietary exposures.

An addendum to the toxicological monograph was prepared.

## **4.2 Specifications of identity and purity of flavouring agents**

### **4.2.1 New specifications**

The Committee received information related to specifications for the 179 new flavouring agents on the agenda of the present meeting. In the case of two flavouring agents that were not assessed for safety at the current meeting, 2-aminoacetophenone (No. 2043) and (±)-2-phenyl-4-methyl-2-hexenal (No. 2069), no specifications were prepared. For the other 177 flavouring agents, the Committee prepared full specifications. The specifications prepared for 13 flavouring agents (Nos 1914, 1931, 1939, 1941, 1943, 1944, 1973, 1988, 2005, 2007, 2010, 2011 and 2046) include a statement that the safety evaluations for these flavouring agents had not been completed.

## 4.2.2 **Revision of specifications**

### 4.2.2.1 *4-Carvomenthol (No. 439)*

The Committee revised the specifications for 4-carvomenthol (No. 439) in order to introduce new information on the physical form of the substance, its solubility as well as ranges of refractive index and specific gravity.

### 4.2.2.2 *5,6,7,8-Tetrahydroquinoxaline (No. 952)*

The Committee revised the specifications for 5,6,7,8-tetrahydroquinoxaline (No. 952) in order to introduce new information on the physical form of the substance, its solubility as well as ranges of refractive index and specific gravity.

---

## 5. Contaminants

### 5.1 Cadmium

#### *Explanation*

The presence of cadmium in food results from contamination of soil and water both from natural sources and from anthropogenic activities. Crops differ with respect to absorption of cadmium, and cadmium is known to accumulate in the tissues (particularly the liver and kidney) of terrestrial animals and in aquatic animals (particularly detritus feeders, such as molluscs).

Cadmium was evaluated by the Committee at its sixteenth, thirty-third, forty-first, fifty-fifth, sixty-first and sixty-fourth meetings (Annex 1, references 30, 83, 107, 149, 166 and 176). At the thirty-third meeting, a provisional tolerable weekly intake (PTWI) of 400–500 µg or 7 µg/kg bw (assuming a body weight of 60 kg) was derived from a critical concentration of cadmium in the kidneys (200 mg/kg tissue), which caused an increase in  $\beta_2$ -microglobulin ( $\beta_2$ MG) concentration in urine, and a toxicokinetic model that related cadmium bioaccumulation in the kidneys to dietary exposure. In 1992, Environmental Health Criteria 134 provided a detailed description of the model on which the PTWI was based and its various assumptions. At the forty-first meeting, the Committee concluded that the model estimates used to derive the PTWI were conservative, but it did not include a safety factor and reiterated that there was only a small margin of safety between exposure via the diet and the exposure that would result in deleterious effects.

At its fifty-fifth meeting, the Committee concluded that the prevalences of renal tubular dysfunction that correspond to various dietary exposures to cadmium were still appropriate for risk assessment and that the risk of renal tubular dysfunction in the general population would be negligible below a urinary cadmium excretion of 2.5 µg/g creatinine. The estimate of 2.5 µg/g creatinine was based on occupational data and involved a number of assumptions about creatinine excretion, cadmium absorption and bioavailability and the ratio of dietary exposure to cadmium to excreted cadmium.

At the sixty-first meeting, the Committee considered studies including epidemiological investigations of environmental exposure to cadmium, such as the CadmiBel studies from Belgium and a series of Japanese reports. The Committee reaffirmed that renal tubular dysfunction remained the critical health outcome with regard to the toxicity of cadmium and that an excess prevalence of renal tubular dysfunction would not be expected to occur if the urinary cadmium concentration did not exceed 2.5 µg/g creatinine. The Committee concluded that the new data did not provide a sufficient basis for revising the PTWI and therefore maintained the PTWI of 7 µg/kg bw.

At its sixty-fourth meeting, the Committee evaluated the impact of different maximum levels (MLs) for cadmium in commodities that contribute to dietary exposure. The dietary assessment took into account the potential impact of different MLs on the distribution of concentrations of cadmium in each commodity and the dietary exposures to cadmium from each individual commodity. The Committee concluded that a change in the proposed Codex Alimentarius Commission MLs would result in a change of only 1–6% in the dietary exposure to cadmium and therefore was of no significance in terms of risk to human health, considering that the total dietary exposure to cadmium was only 40–60% of the PTWI of 7 µg/kg bw.

At the request of the CCCF, the Committee considered new information that had become available since cadmium was last evaluated, together with the data it had previously reviewed. The Committee also considered new information on cadmium levels in food and dietary exposure. As it is now acknowledged that renal dysfunction is the most sensitive toxicological end-point arising from cadmium exposure, most of the new data involved the use of urinary biomarkers to estimate risk based on statistical modelling. The Committee considered whether these recent modelled risk estimates for cadmium would support the current PTWI.

### ***Absorption, distribution, metabolism and excretion***

In previously reviewed studies, the Committee noted that most ingested cadmium passes through the gastrointestinal tract largely without being absorbed. In mice, rats and monkeys, the absorption of cadmium from the gastrointestinal tract depends on the type of cadmium compound, dose and frequency, age and interaction with various dietary components. A recent study has shown that expression of divalent metal transporter 1 (*DMT1*) and metal transporter protein 1 (*MTPI*) genes is upregulated in response to iron-deficient diets. This upregulation may explain the observation that both the urinary cadmium excretion and kidney cadmium concentration were significantly higher in women with low iron stores (serum ferritin concentration below 30 µg/l).

The oral bioavailability of cadmium in laboratory animals ranges from 0.5% to 3.0%, on average. Following absorption, cadmium binds to metallothionein, but this binding can be overloaded at relatively moderate doses. Cadmium is distributed mainly to the liver, kidneys and placenta. The cadmium concentrations in liver and kidneys are comparable after short-term exposure, but the kidney concentration generally exceeds the liver concentration following prolonged exposure, except at very high exposures. Cadmium present in liver and kidney accounts for more than half of the body burden. The retention of cadmium in various tissues is variable, and its release appears to be multiphasic. The apparent half-life estimates range between 200 and 700 days in mice and rats and up to 2 years in the squirrel monkey.

In humans, about 50% of the cadmium body burden is found in kidneys. Other major bioaccumulating organs or tissues contributing to the body burden are liver (15%) and muscle (20%). The quantity of cadmium in bone is small. The slow excretion of cadmium results in a long biological half-life, which has been estimated to be between 10 and 33 years. A recent estimate, based on long-term dietary exposure data covering a period of 20 years from a Swedish cohort of 680 women aged between 56 and 70 years, indicated an apparent half-life of kidney cadmium of 11.6 years, with a standard deviation of 3.0 years (29). A one-compartment toxicokinetic model was applied to these dietary exposure data. The average daily dietary exposure was reported to be 14 µg (0.2 µg/kg bw), and the mean urinary cadmium level was 0.34 µg/g creatinine. Based on the model, the population distribution of the daily dietary cadmium exposure corresponding to a given level of urinary cadmium could be obtained (see section on [Toxicokinetic modelling](#) under Dose–response analyses).

### ***Toxicological data***

In previously reviewed studies, the Committee noted that long-term oral exposure to cadmium resulted in a variety of progressive histopathological changes in the kidney, including epithelial cell damage of proximal tubules, interstitial fibrosis and glomerular basal cell damage with limited tubular cell regeneration. Biochemical indications of renal damage were seen in the form of low molecular weight proteinuria, glucosuria and aminoaciduria. Tubular dysfunction also caused an increase in the urinary excretion of cadmium.

### ***Observations in humans***

A number of new epidemiological studies have assessed factors influencing cadmium concentrations in kidney and urine following environmental exposure, as well as the relationship between cadmium exposure and several health effects.



The kidney is the critical target organ for the long-term effects of cadmium, showing a variety of progressive histopathological changes, including epithelial cell damage in the proximal tubule, interstitial fibrosis and glomerular basal cell damage. The earliest manifestation of cadmium-induced nephrotoxicity is renal tubular dysfunction, which most often manifests as the urinary excretion of low molecular weight proteins and enzymes, such as  $\beta$ 2MG, retinol-binding protein (RBP),  $\alpha_1$ -microglobulin and *N*-acetyl- $\beta$ -D-glucosaminidase. Urinary  $\beta$ 2MG level has been the most widely used marker of renal tubular dysfunction.

Several studies monitoring populations following a reduction in cadmium exposure have attempted to address the question of the reversibility of early renal changes. A modest increase in urinary excretion of  $\beta$ 2MG or RBP, in the range of 300–1000  $\mu$ g/g creatinine, is unlikely to indicate compromised renal function and is usually reversible after cadmium exposure is reduced. With  $\beta$ 2MG or RBP excretion above 1000  $\mu$ g/g creatinine, proteinuria due to renal tubular dysfunction becomes irreversible, although glomerular filtration rate is normal or only slightly impaired; when the urinary excretion of these proteins is increased up to 10 000  $\mu$ g/g creatinine, renal tubular dysfunction progresses to overt nephropathy, usually associated with a lower glomerular filtration rate. These values have been used as cut-off criteria to estimate cadmium nephrotoxicity (measured by urinary  $\beta$ 2MG excretion) as a function of cadmium concentration in urine. Although there is good evidence demonstrating relationships between urinary excretion of cadmium and various renal biomarkers (e.g. urinary  $\beta$ 2MG or RBP concentration), the health significance of these nonspecific biomarkers in relation to cadmium-induced renal damage remains somewhat uncertain. These biomarker changes in the lower range (i.e. 300–1000  $\mu$ g/g creatinine) might reflect an early renal response to cadmium, which may be purely adaptive or reversible.

Previously reviewed studies have shown that effects on bone generally arise only after kidney damage has occurred and are likely to be secondary to resulting changes in calcium, phosphorus and vitamin D metabolism. Recent studies have evaluated the association between cadmium and bone mineral density or osteoporosis in populations with low-level cadmium exposure. Although these studies found a significant inverse association between the score of bone mineral density and urinary excretion of cadmium at low levels of exposure, they did not assess renal damage. In one of these studies, in Sweden, the incidence of forearm fractures was significantly increased (by 18%) per unit of urinary cadmium (1  $\mu$ g/g creatinine). In a Belgian study, a significant relative risk of fractures of 1.73 was associated with a doubling of mean cadmium excretion in the urine (1.66 versus 0.83  $\mu$ g/g creatinine) among women. There was no association between fractures and cadmium levels among men. Another study in Belgium that investigated the association

between urinary cadmium and bone mineral density also measured markers of bone resorption, renal tubular dysfunction and calcium metabolism. In this study, even in the absence of renal tubular dysfunction, urinary cadmium level was associated with reduced bone mineral density, increased calciuria and reduced levels of serum parathyroid hormone. However, four additional studies failed to show any association between urinary cadmium and bone mineral density or calcium metabolism, or the association was no longer significant after controlling for age, body weight and smoking, in the absence of renal tubular damage. The assessment of the association between urinary cadmium and bone mineral density is based upon different types of epidemiological designs, including prospective and cross-sectional studies, with variable power and different degrees of control of the relevant confounders. Although the overall evidence at present points to an association between urinary cadmium and a decrease in bone mineral density, it is unclear whether the effect is secondary to renal tubular dysfunction. Therefore, the data do not provide a basis for a dose-response analysis of the direct effects of cadmium on bone mineral density.

Cadmium has been classified by the International Agency for Research on Cancer (IARC) as carcinogenic to humans (group 1), with sufficient evidence for lung cancer and limited evidence for kidney, liver and prostate cancer. Most of the evidence is derived from high cadmium exposure of exposed workers through inhalation. Some case-control studies have reported associations of bladder cancer with increased levels of blood cadmium, breast cancer with increased urinary excretion of cadmium and prostate cancer with increased levels of cadmium in toenails; the relationship between cadmium concentration in toenails and dietary exposure is unknown. A prospective study in Sweden reported a significantly increased risk of endometrial cancer in relation to dietary intake of cadmium in postmenopausal women.

In several cross-sectional studies, increased levels of cadmium measured in blood or urine have been found to be associated with various cardiovascular end-points, including myocardial infarction, stroke, heart failure, hypertension and changes in measures of arterial function (aortic pulse wave velocity and carotid, brachial and femoral pulse pressures). The epidemiological evidence for an association between cardiovascular diseases and cadmium is weak.

Prospective studies of the relationship between mortality and environmental exposure to cadmium were also available. In one study, based on a representative sample of the population of the USA with 9 years of follow-up, a doubling of the mean urinary cadmium level (0.64 versus 0.32  $\mu\text{g/g}$  creatinine) was observed. This was associated with a 28% increased mortality by all causes, 55% increased mortality by cancer, 21% increased mortality

by cardiovascular diseases and 36% increased mortality by coronary heart disease, which were statistically significant among men. No significant effects were observed among women. In a study from Belgium of subjects from a cadmium-polluted area and a control area with a follow-up of 20 years, a doubling of the mean urinary cadmium concentration (1.36 versus 0.68  $\mu\text{g/g}$  creatinine) was significantly associated with 20% increased risk of mortality by all causes, 43% increased mortality for cancer and 44% increased mortality for non-cardiovascular diseases. Two prospective studies assessed mortality, renal tubular dysfunction and environmental exposure to cadmium in cohorts of residents in highly polluted areas in Japan. One of them reported a significant increase of 41% in mortality for subjects with  $\beta 2\text{MG}$  excretion greater than or equal to 1000  $\mu\text{g/g}$  creatinine, compared with the regional reference death rate, after 20 years of follow-up. The other study, with a follow-up of 15 years, found a significant increase in overall mortality of 27% in men and 46% in women with  $\beta 2\text{MG}$  urinary levels above 1000  $\mu\text{g/g}$  creatinine; moreover, among subjects with  $\beta 2\text{MG}$  urinary levels between 300 and 1000  $\mu\text{g/g}$  creatinine, there was a significantly increased risk of death by cerebral infarction, digestive diseases (men) and heart failure (women).

### ***Analytical methods***

Analytical methods for the determination of cadmium in foods, water and biological materials are well established; the detection techniques include flame atomic absorption spectrometry (FAAS), electrothermal (graphite or Zeeman furnace) atomic absorption spectrometry (ETAAS), beam injection (thermospray) flame furnace atomic absorption spectrometry, hydride generation atomic fluorescence spectrometry, inductively coupled plasma optical emission spectrometry (ICP-OES) and inductively coupled plasma mass spectrometry (ICP-MS). The high-resolution continuum source electrothermal atomic absorption spectrometry allows direct analysis of solids with improved LODs. In recent years, the use of dynamic reaction cell technology combined with ICP-MS has allowed the removal of the interferences with a minimum loss of sensitivity. Although ETAAS has been extensively used, ICP-MS could be considered as the method of choice, as it offers lower LODs and wide dynamic range and allows simultaneous determination of several elements. Additionally, ICP-MS offers high specificity through spectral interpretation and isotopic information. Microwave-assisted acid digestion has been the preferred sample preparation technique, although other techniques, such as ashing and slurry preparation, have been used.

Most data submitted were obtained using the above methods, which were validated. Laboratories followed good quality assurance programmes; some had also participated in proficiency testing schemes and achieved good z-scores.

## ***Sampling protocols***

General guidance for sampling is described in the Codex Alimentarius Commission guidelines CAC/GL 50-2004 (30).

## ***Prevention and control***

There have been worldwide efforts to reduce cadmium exposure, including implementation of MLs for cadmium in foods, food additives and water. Other prevention and control measures include controlling cadmium levels in fertilizers and feeds and following good agricultural and manufacturing practices.

## ***Levels and patterns of contamination in food***

At its present meeting, the Committee reviewed new cadmium occurrence data submitted by EFSA, covering 19 European countries (Austria, Belgium, Bulgaria, Cyprus, Estonia, France, Germany, Greece, Iceland, Ireland, Italy, the Netherlands, Poland, Romania, Slovakia, Slovenia, Spain, Sweden and the United Kingdom), as well as data submitted by 11 other countries (Australia, Brazil, Canada, Chile, China, France, Ghana, Japan, Singapore, the USA and Viet Nam). The food industry also submitted data on cadmium levels in products that are distributed and used worldwide. The total number of analytical results (single or composite samples) was 155 496, with 84.4% coming from Europe, 5.2% from North America, 1.5% from Asia, 1.4% from Latin America, 0.3% from the Pacific region and 0.1% from Africa. The data submitted by industry accounted for 7.0% of the data.

A summary of the new occurrence data by food category is provided in [Table 19](#). For all food categories, calculations of mean concentrations included results below the LOD or LOQ (i.e. non-detects or ND), although the values assigned to those results varied by country. National average concentrations of cadmium ranged between not detected and 0.04 mg/kg in most food categories. Higher national mean concentrations, ranging from 0.1 to 4.8 mg/kg, were reported for vegetables (including dried); meat and poultry offal; shellfish/molluscs; nuts and oilseeds; coffee, tea and cocoa; and spices.

## ***Food consumption and dietary exposure assessment***

New information on national estimates of dietary exposure to cadmium was submitted by Australia, China, Japan and the USA. EFSA submitted dietary exposure estimates for Europe. Additional information on national dietary exposure for Chile, Lebanon and the Republic of Korea was obtained from the scientific literature. National and regional exposure estimates were expressed on either a daily or weekly basis, as these estimates are based on

Table 19

**Summary of cadmium occurrence data submitted for this meeting**

Food category	Total no. of samples	Range of national or regional mean cadmium concentrations (mg/kg)
Wheat (including breads)	1 503	0.009–0.04
Rice	2 295	0.004–0.02
Oats	211	0.003–0.02
Baked goods	55	ND–0.02
Cereals/grains, other	12 637	ND–0.03
Roots and tubers	2 319	0.006–0.04
Pulses and legumes	169	0.003–0.03
Fruits	6 314	0.001–0.007
Fruit juices	3 932	ND–0.003
Dried fruit	79	0.003–0.009
Vegetables	18 183	0.006–0.1
Dried vegetables	348	0.09–1.0
Meat and poultry muscle, not further specified	20 154	0.008–0.04
Meat and poultry offal, not further specified	16 049	0.1
Meat muscle	1 715	0.001–0.003
Meat offal	1 406	0.03–0.5
Poultry muscle	2 500	0.0002–0.01
Poultry offal	1 224	0.006–0.5
Eggs	736	0.0001–0.007
Finfish	10 531	ND–0.008
Shellfish/molluscs	7 403	0.01–4.8
Dairy products	9 208	ND–0.004
Nuts and oilseeds	350	0.02–0.1
Animal and vegetable fats	1 610	ND–0.006
Coffee, tea and cocoa	3 505	0.0001–1.8
Sugar, honey and sweets	3 908	ND–0.03
Spices	2 237	0.006–0.2
Alcoholic beverages	3 443	ND–0.004
Drinking-water (bottled and tap)	21 472	ND–0.0004

1- to 7-day food consumption surveys. During the meeting, the Committee concluded that a provisional tolerable monthly intake (PTMI) was appropriate for cadmium (see Evaluation section). For contaminants such as cadmium that are widely distributed in foods at approximately constant levels, day-to-day variability in dietary exposure over the long term would be low, so extrapolating dietary exposure from a daily or weekly basis to a monthly basis would not have a substantial impact on exposure estimates. Therefore, the national and regional exposure estimates were extrapolated to a monthly basis by multiplying daily exposures by 30 or weekly exposures by 4.

Mean cadmium exposure for adults ranged from 2.2 to 12 µg/kg bw per month (Table 20). Estimates of high exposures reported for Europe, Lebanon and the USA ranged from 6.9 to 12.1 µg/kg bw per month. For Australia and the USA, dietary exposure for children 0.5–12 years of age ranged from 3.9 to 20.6 µg/kg bw per month. Dietary exposure for vegetarians, as reported by EFSA, was estimated to be 23.2 µg/kg bw per month.

Table 20

**National and regional estimates of dietary exposure to cadmium for adults**

Country or region	Treatment of ND occurrence data in exposure estimates	Mean exposure (µg/kg bw per month)	High exposure (µg/kg bw per month)
Australia	ND = 0 and LOD	2.2–6.9	—
Chile	Not specified	9	—
China	ND = LOD/2	9.9	—
Europe	ND = LOD/2	9.1 <sup>a</sup>	12.1 <sup>b</sup>
Japan	Not specified	12	—
Lebanon	ND = LOQ/2	5.2	6.9 <sup>c</sup>
Republic of Korea	ND = LOD	7.7	—
USA	ND = 0	4.6	8.1 <sup>d</sup>

<sup>a</sup> Median of mean exposure estimates for 16 European countries.

<sup>b</sup> Sum of 95th percentile exposure (consumers only) for the two food categories with highest exposure plus mean exposure (whole population) for the other food categories.

<sup>c</sup> Calculated from mean food consumption and highest cadmium concentrations in each food category.

<sup>d</sup> 90th percentile exposure calculated from distributions of both food consumption and cadmium occurrence data; high exposure equals 90th percentile of exposure.

The food categories that contributed most to cadmium exposure were reported by Chile, China, Europe, Lebanon and the Republic of Korea. For Chile, the major sources of cadmium in the diet were fish and shellfish, spices and cereals/grains. For China, the main contributions to dietary exposure to cadmium on a national basis were cereals/grains and vegetables; meat and seafood were found to be the main dietary sources of cadmium in several regions within China. Cereals/grains, vegetables/nuts/pulses and animal offal were the main dietary sources of cadmium in Europe. In the Republic of Korea, the main sources of cadmium in the diet were rice, vegetables/seaweed and seafood. The major sources of cadmium in the Lebanese diet were reported to be cereals/grains and vegetables.

The guidelines for conducting exposure assessments for contaminants in foods (31) recommend that regional dietary exposure estimates should be calculated using regional average contaminant values and the GEMS/Food consumption cluster diets. Such estimates were not calculated for the present meeting because occurrence data were submitted by countries that

represented only 2 of the 13 GEMS/Food clusters. Furthermore, national exposure estimates based on national food consumption data were submitted by the countries that also submitted the majority of new occurrence data. As the national estimates provided more refined estimates than could be calculated with the GEMS/Food consumption cluster diets, only the national estimates were considered in this assessment.

### ***Dose–response analysis***

The basis of the current PTWI is an estimate of a critical cadmium concentration in the kidney cortex at or below which there is no observed increase in  $\beta$ 2MG concentrations in urine. A toxicokinetic model was used to estimate the dietary exposure required to reach this critical cadmium concentration in the kidney cortex. An alternative approach is to identify a threshold level of a urinary biomarker of renal tubular damage, such as  $\beta$ 2MG, and then use a toxicokinetic model to calculate the dietary exposure corresponding to that threshold level.

### ***Biomarker meta-analysis***

In order to determine a dose–response relationship between a suitable biomarker and urinary cadmium levels for the general population, the data available in published studies were compiled and used for a meta-analysis to characterize the relationship between urinary  $\beta$ 2MG and urinary cadmium levels (32). Urinary  $\beta$ 2MG level was chosen as the most suitable biomarker for the meta-analysis because it is widely recognized as a marker for renal pathology and consequently had the largest number of available data. The database covers approximately 30 000 non-occupationally exposed individuals reported in 35 studies, but the data are expressed only as group means with standard deviations. The majority of these non-occupationally exposed individuals were of Asian descent (93.5%) and female (75%). The age distribution was approximately equally divided above and below 50 years (i.e.  $\geq 50$  years: 51.5%;  $< 50$  years: 48.5%). As the apparent half-life of cadmium in human kidneys is about 15 years, steady state would be achieved after 45–60 years of exposure. Therefore, data relating  $\beta$ 2MG excretion in urine to cadmium excretion in urine for individuals who are 50 years of age and older should provide the most reliable basis to determine a critical concentration of cadmium in the urine. The data for the population aged 50 years and over in the 35 studies were categorized according to urinary cadmium concentration, resulting in 98 groups containing matched pairs of urinary cadmium and  $\beta$ 2MG levels. The 98 groups ranged in size from 3 to 908 individuals, with a median of 56.

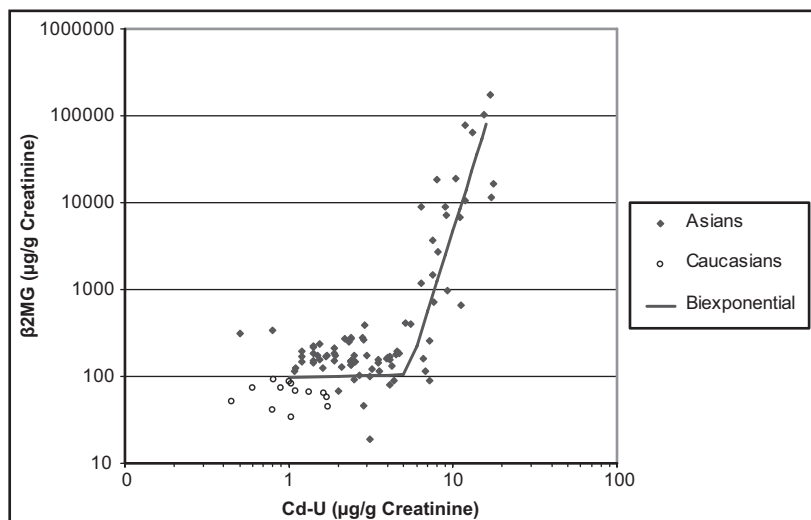
The Committee identified the biexponential model as being suitable to characterize the cadmium– $\beta$ 2MG dose–response relationship. In the model,



the first (low urinary cadmium concentration) slope is virtually flat, and only the second (high urinary cadmium concentration) slope was considered by the Committee to be indicative of renal pathology (Fig. 2). Therefore, the Committee chose the breakpoint for the second slope, which is the point at which the  $\beta$ 2MG concentration begins to rapidly increase with increasing urinary cadmium level, as the basis of the evaluation. This breakpoint derived for the population aged 50 years and over corresponds to 5.24 (5th–95th percentiles 4.94–5.57)  $\mu$ g of cadmium per gram of creatinine (Fig. 2).

Figure 2

**Dose–response relationship for cadmium and  $\beta$ 2MG concentrations in urine**



### *Toxicodynamic variability*

Toxicodynamic variability in the dose–response relationship is not taken into account by the model, because the data represent only a population average rather than individual data points. The lack of empirical evidence of elevated  $\beta$ 2MG levels below a urinary cadmium concentration of 5.24 (5th–95th percentiles 4.94–5.57)  $\mu$ g of cadmium per gram creatinine indicates that the variance is small.

Toxicodynamic variability in the model was accounted for by incorporating a maximum variability that ranges from 1 to 3. The value of 3 approximately corresponds to the toxicodynamic component of the conventional 10-fold uncertainty factor for interindividual variability. Individual subjects were presumed to have a critical concentration (breakpoint) somewhere within the range defined by the mean multiplied or divided by the maximum value. As the same maximum value was used for both increased and reduced individual susceptibility, the adjustment resulted in broadened distributions of both

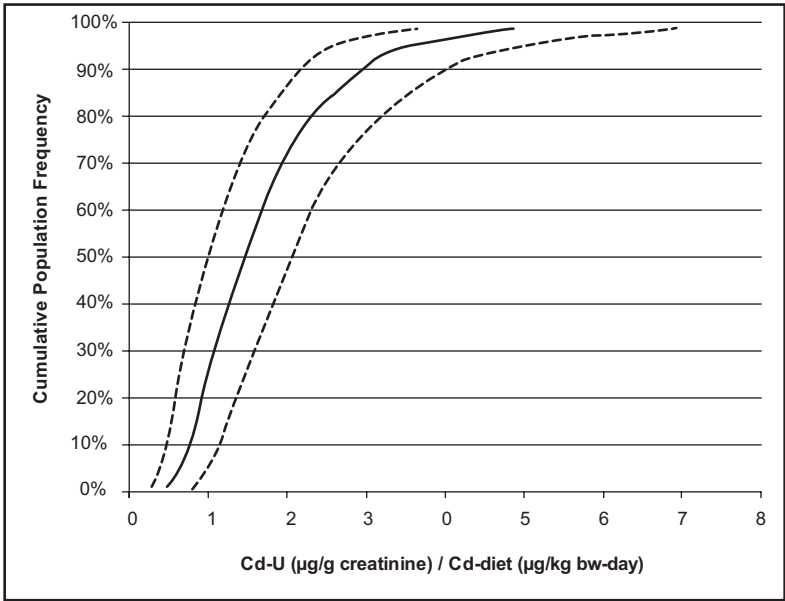


population variability and uncertainty without affecting the geometric central estimates.

*Toxicokinetic modelling*

A one-compartment model was used to characterize the relationship between urinary cadmium concentration and dietary cadmium exposure (see [Absorption, distribution, metabolism and excretion](#)). This model included a statistical parameter for variation in apparent half-life. The calculated relationship between dietary cadmium exposure and urinary cadmium concentration is linear; therefore, the outcome may be expressed as a population distribution of the ratio with confidence intervals (CIs) (Fig. 3).

Figure 3  
**Population distribution of urinary to dietary cadmium ratios**



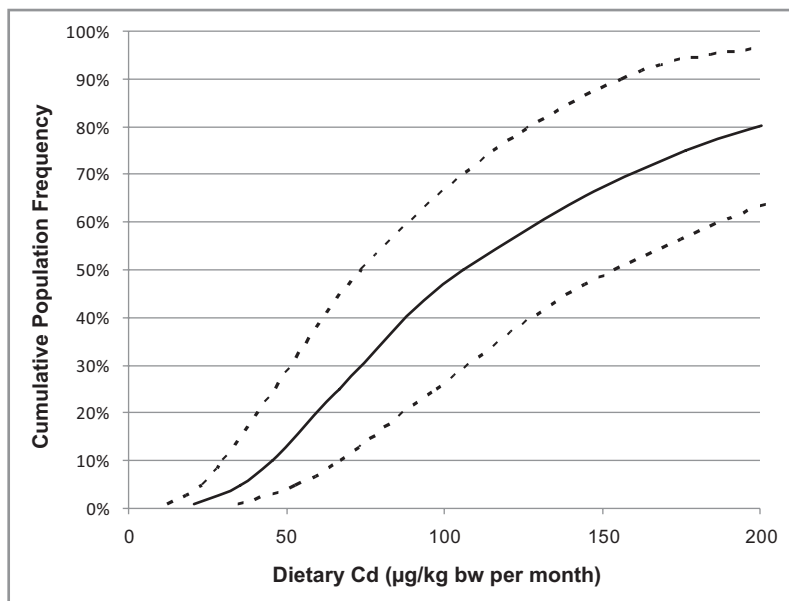
*Estimation of the relationship between urinary cadmium excretion and dietary cadmium exposure*

A two-dimensional Monte Carlo simulation was used to estimate the population percentiles with associated 5th to 95th percentile CIs from the variability and uncertainty in the breakpoint, the adjustment for toxicodynamic variability and the toxicokinetic model (Fig. 4). The dietary cadmium exposure (µg/kg bw per day) that equates to 5.24 (5th–95th percentiles 4.94–5.57) µg of cadmium per gram creatinine in urine was estimated to be 1.2 (5th–95th percentiles 0.8–1.8) µg/kg bw per day at the 5th

population percentile. This is equivalent to 36 (5th–95th percentiles 24–54)  $\mu\text{g/kg bw}$  per month. The Committee decided to use the lower bound of the CI to account for particularly susceptible individuals so that they would remain below the dietary exposure at which renal pathology is indicated.

Figure 4

**Cumulative population frequency of dietary cadmium exposure that would result in the urinary concentration at the breakpoint (5th–95th percentile CIs)**



## Evaluation

Since cadmium was last considered by the Committee, there have been a number of new epidemiological studies that have reported cadmium-related biomarkers in urine following environmental exposure. The Committee noted that a large meta-analysis of studies that measured the dose–response relationship between  $\beta 2\text{MG}$  and cadmium excretion in urine was available. As the apparent half-life of cadmium in human kidneys is about 15 years, steady state would be achieved after 45–60 years of exposure. Therefore, data relating  $\beta 2\text{MG}$  excretion in urine to cadmium excretion in urine for individuals who are 50 years of age and older provided the most reliable basis on which to determine a critical concentration of cadmium in the urine. An analysis of the group mean data from individuals who were 50 years of age and older showed that the urinary excretion of less than 5.24 (5th–95th percentiles 4.94–5.57)  $\mu\text{g}$  of cadmium per gram creatinine was not associated with an increased excretion of  $\beta 2\text{MG}$ . Higher urinary cadmium levels were associated with a steep increase in  $\beta 2\text{MG}$  excretion.

To determine a corresponding dietary exposure that would result in a urinary cadmium concentration at the breakpoint of 5.24 (5th–95th percentiles 4.94–5.57)  $\mu\text{g}$  of cadmium per gram creatinine, a one-compartment toxicokinetic model was used. The lower bound of the 5th population percentile dietary cadmium exposure that equates to the breakpoint was estimated to be 0.8  $\mu\text{g}/\text{kg}$  bw per day or about 25  $\mu\text{g}/\text{kg}$  bw per month.

The Committee noted that the existing health-based guidance value for cadmium was expressed on a weekly basis (PTWI), but, owing to cadmium's exceptionally long half-life, considered that a monthly value was more appropriate. The PTWI of 7  $\mu\text{g}/\text{kg}$  bw was therefore withdrawn.

In view of the long half-life of cadmium, daily ingestion in food has a small or even a negligible effect on overall exposure. In order to assess long- or short-term risks to health due to cadmium exposure, total or average intake should be assessed over months, and tolerable intake should be assessed over a period of at least 1 month. To encourage this view, the Committee decided to express the tolerable intake as a monthly value in the form of a PTMI. The PTMI established was 25  $\mu\text{g}/\text{kg}$  bw.

The estimates of exposure to cadmium through the diet for all age groups, including consumers with high exposure and subgroups with special dietary habits (e.g. vegetarians), examined by the Committee at this meeting are below the PTMI.

A detailed addendum to the monograph was prepared.

## 5.2 **Lead**

### **Explanation**

Lead (Pb) occurs in Earth's crust primarily as the mineral galena (lead(II) sulfide) and, to a lesser extent, as anglesite (lead(II) sulfate) and cerussite (lead carbonate). It occurs in the environment both naturally and, to a greater extent, from anthropogenic activities such as mining and smelting, battery manufacturing and the use of leaded petrol (gasoline). Lead contamination of food arises mainly from the environment or from food processing, food handling and food packaging. Atmospheric lead can contaminate food through deposition on agricultural crops. Water is another source of lead contamination of food. Although lead exists in both organic and inorganic forms, only inorganic lead has been detected in food.

Lead was previously evaluated by the Committee at its sixteenth, twenty-second, thirtieth, forty-first and fifty-third meetings (Annex 1, references 30, 47, 73, 107 and 143). At the sixteenth meeting, the Committee established a PTWI of 3 mg of lead per person, equivalent to 50  $\mu\text{g}/\text{kg}$  bw, stating that

this did not apply to infants and children (Annex 1, reference 30). At its twenty-second meeting, the Committee retained the PTWI for adults, noting that establishing a PTWI for children was not yet possible owing to the lack of relevant scientific data (Annex 1, reference 47). The health risks associated with exposure of infants and children to lead were evaluated at the thirtieth meeting, and a PTWI of 25 µg/kg bw was established for this population group, based on the information that a mean daily exposure to lead of 3–4 µg/kg bw for infants and children was not associated with an increase in blood lead levels (Annex 1, reference 73). At the forty-first meeting, the Committee withdrew the previous PTWI of 50 µg/kg bw for adults and extended the PTWI of 25 µg/kg bw to all age groups (Annex 1, reference 107). In these previous evaluations, it was emphasized that the PTWI applied to lead from all sources. At its fifty-third meeting, the Committee was asked to assess the risk of dietary exposure of infants and children to lead. It concluded that current concentrations of lead in food would have very little impact on the neurobehavioural development of infants and children but stressed that a full risk assessment of lead should take other sources of exposure into account (Annex 1, reference 143).

At its present meeting, the Committee considered information on lead related to the toxicology, epidemiology, exposure assessment and analytical methodology, in particular for a dose–response analysis below blood lead levels of 10 µg/dl, at the request of the CCCF.

The literature relating to lead is extensive, and the present Committee used the recent (2010) review of EFSA as the starting point for its evaluation, together with newer studies that were considered to be informative. Only brief summaries of toxicological effects are given, but studies of the effects critical for the risk assessment are evaluated in more detail. The main emphasis is on studies in humans.

### ***Absorption, distribution, metabolism and excretion***

Absorption of lead from the gastrointestinal tract is influenced by physiological factors (e.g. age, fasting, calcium and iron status, pregnancy) and the physicochemical characteristics of the ingested material. Absorption is higher in children than in adults and is lower in the presence of food. Absorbed lead is transferred to soft tissues, including liver and kidney, and to bone tissue, where it accumulates with age. Under certain conditions, such as pregnancy and osteoporosis, bone resorption can result in increased concentrations of lead in blood. Lead readily crosses the placenta and is transferred into breast milk. In humans, the half-life of lead is approximately 30 days in blood and 10–30 years in bone. Urine and faeces are the major routes of excretion. Lead binds to thiol groups and other ligands in proteins.

Its toxicity has been attributed to inhibition of enzymes (e.g. those involved in haem synthesis) and to interference with calcium, magnesium and zinc homeostasis.

### ***Toxicological data***

The acute toxicity of lead is low. Chronic oral exposure of experimental animals to inorganic lead has effects on multiple organs, including kidney and liver, and systems, including the cardiovascular, haematological, immune, reproductive and nervous systems. IARC has concluded that there is sufficient evidence for the carcinogenicity of inorganic lead compounds in experimental animals, causing renal and brain tumours, and that the evidence for the carcinogenicity of organic lead compounds is inadequate. The results of genotoxicity studies and the inhibition of deoxyribonucleic acid (DNA) repair suggest a non-DNA-reactive mode of action for the carcinogenicity of lead.

### ***Observations in humans***

There is an extensive body of literature on epidemiological studies of lead. Blood is the tissue used most frequently to estimate exposure to lead, and blood lead levels generally reflect exposure in recent months. However, if the level of exposure is relatively stable, then blood lead level is a good indicator of exposure over the longer term. Longitudinal surveys in some countries have shown substantial reductions in population blood lead levels in recent decades. Programmes such as those that have eliminated the use of leaded petrol are considered to be an important factor, resulting in an average reduction of 39% in mean blood lead level over the 5-year period following implementation. Reductions in population blood lead levels in some countries have also been associated with the discontinued use of lead solder in food cans.

Exposure to lead has been shown to be associated with a wide range of effects, including various neurological and behavioural effects, mortality (mainly due to cardiovascular diseases), impaired renal function, hypertension, impaired fertility and adverse pregnancy outcomes, delayed sexual maturation and impaired dental health. IARC concluded that there is *sufficient evidence* in animals but only *limited evidence* in humans for the carcinogenicity of inorganic lead and that inorganic lead compounds are *probably carcinogenic* to humans (group 2A). More recent studies do not indicate that any revision to the IARC conclusions is required.

For children, the weight of evidence is greatest, and evidence across studies is most consistent, for an association of blood lead levels with impaired neurodevelopment, specifically reduction of intelligence quotient (IQ).

Moreover, this effect has generally been associated with lower blood lead concentrations than those associated with the effects observed in other organ systems. Although the estimated IQ decrease per microgram of lead per decilitre of blood is small when viewed as the impact on an individual child (6.9 points over the range of 2.4–30 µg/dl), the decrement is considered to be important when interpreted as a reduction in population IQ. For example, if the mean IQ were reduced by 3 points, from 100 to 97, while the standard deviation and other characteristics of the distribution remained the same, there would be an 8% increase in the number of individuals with a score below 100. Moreover, there would be a 57% increase in the number of individuals with an IQ score below 70 (2 standard deviations below the expected population mean, commonly considered to be the cut-off for identifying individuals with an intellectual disability) and a 40% reduction in the number of individuals with an IQ score greater than 130 (considered to be the cut-off for identifying individuals with a “very superior” IQ). Furthermore, the Committee noted that a lead-associated reduction in IQ may be regarded as a marker for many other neurodevelopmental effects for which the evidence is not as robust but which have been observed in children at approximately the same blood lead levels (e.g. attention deficit hyperactivity disorder, reading deficit, executive dysfunction, fine motor deficit).

For adults, the adverse effect for which the weight of evidence is greatest and most consistent is a lead-associated increase in blood pressure. As with the lead-associated reduction in IQ, the increase is small when viewed as the effect on an individual’s blood pressure, but important when viewed as a shift in the distribution of blood pressure within a population. Increased blood pressure is associated with increased risk of cardiovascular mortality. In a meta-analysis of 61 prospective studies involving more than 1 million adults, increased blood pressure was associated with age-specific increased mortality rates for ischaemic heart disease and stroke, and the proportional difference in risk associated with a given absolute difference in blood pressure was similar at all blood pressures above 115 mmHg (15 kPa) systolic or 75 mmHg (10 kPa) diastolic.

### ***Analytical methods for the determination of lead in food and blood***

The analytical methods for the determination of lead in food are well established. The techniques of choice are ETAAS and ICP-MS. To a minor extent, FAAS and ICP-OES are used. In the last decade, many technical improvements have been made to ETAAS, such as the design of the atomizer, background correction systems and improvement in the light source and detector. These have allowed the determination of lead in food at the low microgram per kilogram level. ICP-MS is increasingly used in food laboratories owing to its capability to perform multi-element measurements

in a wide variety of food matrices. In addition, the use of dynamic reaction cell technology combined with ICP-MS (DRC-ICP-MS) has allowed the removal of interferences with a minimum loss of sensitivity, while lowering the LOQs for lead, to allow the determination of lead in food at levels lower than 0.1 µg/kg.

The determination of lead in blood has been carried out using mainly ETAAS or ICP-MS. The methods are well established, and the LODs at the 0.1 ng/ml level are adequate to quantify lead in blood. Sample preparation is simple, but advances can be made in reducing the volume of sample required for analyses. One novel technique is the use of laser ablation coupled with ICP-MS, which requires a sample volume of less than 1 µl of whole blood for the quantification of lead.

The sample preparation procedure used most frequently for the determination of lead in food is acid digestion in the presence of strong oxidants in open or closed vessels. Microwave-assisted acid digestion has been extensively employed, which allows the use of large sample masses (1–2 g) under controlled temperature and pressure of the system, reducing contamination and avoiding losses of the element during mineralization.

Lead data for different food commodities submitted and evaluated at this meeting were almost all obtained by validated analytical methods or generated by accredited laboratories. The LODs and LOQs depend on the food matrix and the analytical technique employed. Analytical methods with poor LODs (>0.01 mg/kg) may erroneously lead to the conclusion that there is no lead present in the food.

As an example, Australia used a more sensitive analytical method for its 23rd TDS than previously used in its 19th and 20th TDSs. This resulted in a significant increase in the percentage of samples with detectable lead. However, more sensitive methods require greater resources, which may limit the number of samples that can be analysed. Therefore, an appropriate balance in number of samples that can be analysed and the sensitivity of the method will be required in the planning of surveillance programmes.

### ***Sampling protocols***

General guidance for sampling for foods is described in the Codex Alimentarius Commission guidelines CAC/GL 50-2004 (30).

### ***Prevention and control***

There have been widespread efforts to reduce lead exposure from food, focusing on implementing standards for lead levels in food, water and food additives; ending the use of lead-soldered cans; regulating the use of lead in



paint and petrol; controlling lead levels in water; reducing leaching from lead-containing vessels; and identifying and reacting to additional sources of lead contamination in foods or dietary supplements. Dust on foods should be removed before processing and/or consumption. For the prevention and control of lead in foods, good agricultural and manufacturing practices should be followed.

### ***Levels and patterns of contamination in food commodities***

At its present meeting, the Committee reviewed data on lead occurrence in different food commodities received from seven countries—Australia, Brazil, China, France, Germany, Singapore and the USA. In addition, EFSA submitted data from Austria, Belgium, Czech Republic, Denmark, Estonia, Finland, France, Germany, Great Britain, Ireland, Norway, Poland, Romania, Spain and Sweden and three commercial operators. The data from France and Germany were included in the assessment report of EFSA. In order to avoid duplicating the data in this analysis, the individual data submitted from both countries were not separately considered in the assessment of the current meeting.

The total number of analytical results (single or composite samples) was 110 899, with 84.9% coming from Europe, 7.6% from the USA, 1.9% from Latin America, 3.1% from Asia and 2.5% from the Pacific region. No data were received from Africa.

A summary of the occurrence data by food category is presented in [Table 21](#). The weighted mean is provided for each food category and for the range of means across countries. All but one food category contained at least some foods with detectable lead levels. Maximum lead concentrations were determined for each category. However, two data sets, the Chinese TDS and 20th Australian TDS, provided only mean lead concentrations, and so it was not possible to determine maximum concentrations for these. Each category contains a number of foods with similar characteristics (e.g. baked goods, muscle). The miscellaneous category includes beverages, food supplements, infant formula, tap and bottled water and other foods for special dietary purposes as well as foods that did not fit in other categories. Within the miscellaneous category, generally the highest reported concentrations were for foods for special dietary uses and not for beverages. Infant formula essentially contained no detectable lead. EFSA reported that breast milk contained highly variable levels of lead. Sugar and sugar products and animal and vegetable fats rarely contained detectable levels of lead. Food categories with the highest frequency of detectable lead include meat, especially offal, organ meats and wild game, shellfish (particularly bivalves), cocoa, tea, cereal grains and products, and vegetables.



Table 21

**Summary of lead occurrence data submitted for this meeting**

Food category	<i>n</i>	Weighted mean lead concentration (mg/kg) <sup>a</sup>	Range of national mean concentrations (mg/kg) <sup>b</sup>	Maximum lead concentration (mg/kg)
Cereals/grains not included elsewhere and mixed grains	5 027	0.009	<LOD–0.029	7.12
Wheat (including breads)	506	0.005	<LOD–0.009	0.040
Rice	85	0.002	<LOD–0.004	0.021
Baked goods including “fancy breads”	203	0.047	0.001–0.23	16.5
Oats	63	0.001	<LOD–0.003	0.050
Roots and tubers	1 255	0.007	0.001–0.065	1.32
Pulses + legumes	326	0.004	<LOD–0.060	0.063
Fruits	7 480	0.030	<LOD–0.13	28.9
Dried fruit	282	0.086	0.006–0.34	1.34
Fruit juices	4 426	0.058	<LOD–0.35	74
Vegetables including juices	13 402	0.101	<LOD–0.40	27.6
Eggs	785	0.008	<LOD–0.039	0.21
All seafood (EFSA only)	11 453	0.054	—	4.06
Snails	11	0.069	0.065–0.074	0.19
Finfish	656	0.040	<LOD–0.22	0.45
Shellfish	765	0.070	0.010–0.19	11.80
Aquatic animals (China only)	12	0.015	—	—
Dairy foods	3 833	0.006	0.001–0.013	4.55
Nuts and oilseeds	184	0.005	<LOD–0.024	0.30
Animal fats	102	0.001	<LOD–0.002	0.029
Vegetable oils and fats	832	0.007	<LOD–0.039	7.30
Stimulants (coffee, tea, cocoas) <sup>c</sup>	764	0.211	<LOD–1.03	6.21
Sugar and honey	1 962	0.032	<LOD–0.082	4.10
Spices	86	0.027	<LOD–0.11	0.44
Alcoholic beverages	2 304	0.070	<LOD–0.38	5.80
Cocoa & chocolate & products <sup>c</sup>	206	0.692	<LOD–0.69	45.4

Food category	<i>n</i>	Weighted mean lead concentration (mg/kg) <sup>a</sup>	Range of national mean concentrations (mg/kg) <sup>b</sup>	Maximum lead concentration (mg/kg)
Cocoa butter	34	<LOD	<LOD	<LOD
Muscle meat excluding poultry	1 817	0.047	0.0001–0.013	1.36
Meat not included elsewhere	131	0.420	0.22–0.25	10.10
Organ meats except kidney	102	0.140	0.10–0.18	1.44
Muscle meat and poultry combined	40 313	0.134	0.004–0.25	867
Muscle minced	69	0.001	0.001	0.078
Kidney	537	0.067	0.013–0.14	1.24
Muscle poultry	1 589	0.098	0.003–0.021	0.075
Offal	73	0.018	0.006–0.042	0.008
Miscellaneous	9 224	0.035	<LOD–0.20	155
<b>Total</b>	<b>110 899</b>	—	—	—

<sup>a</sup> The means were weighted to adjust for different numbers of samples for foods within a category.

<sup>b</sup> Range includes means from the 2007 Chinese TDS and the 20th Australian TDS; maximum lead values were not available from the Chinese TDS and the 20th Australian TDS.

<sup>c</sup> In some cases, cocoas were included in a stimulants category, and in others, they were separately categorized.

### ***Food consumption and dietary exposure assessment***

The Committee obtained estimates of exposure to lead based on TDSs for nine countries (Australia, Canada, Chile, China, France, Lebanon, New Zealand, the United Kingdom and the USA) or from other evaluations that had considered levels in foods as consumed (Egypt, India and EFSA). EFSA conducted assessments for 19 European countries, and those are presented together.

The guidelines for conducting exposure assessments for contaminants in foods recommend that dietary exposure estimates should be calculated using regional average contaminant concentration data and the GEMS/Food consumption cluster diets. The WHO GEMS/Food consumption cluster diets contain limited information on the forms of the foods that are considered. Dietary exposure estimates were available to the Committee for 28 countries, mostly based on food as consumed. Lead is taken up from soil into food crops, and the sources of lead in food may also include soil remaining in or on the food, atmospheric deposition, water, contact with lead-containing processing equipment and packaging. It is important to estimate lead levels in food that is as close as possible to the form of the food that is consumed, as levels in raw agricultural commodities do not necessarily reflect levels in foods as they

are consumed. The Committee concluded that the submitted data reflected lead exposures in foods as consumed and were more appropriate than the GEMS/Food consumption cluster diets to use in the lead exposure assessment. Limited information was available describing lead levels in foods or estimating dietary exposures in developing countries.

The Committee included estimates of children's exposure wherever possible. The GEMS/Food consumption cluster diets do not include estimates of children's consumption. Estimates of children's exposure were available for 19 European countries (in the EFSA assessment) and for Australia, Canada, China, New Zealand and the USA. Where exposure assessments were available for the adult population but not for children, the Committee assumed that children's exposure would be 2–3 times that of the general population on a body weight basis, based on the general observation that children consume 2–3 times more food than adults relative to their body weight, and included those values in this report.

Estimates of dietary exposure for individual countries are presented below. Each region/country made its own decisions as to the appropriate matching of food lead levels to food consumption data and also in the treatment of samples without detectable lead levels.

The Committee selected a representative dietary exposure value for each country in order to allow comparisons across countries and across regions for the total/adult population (Table 22) and for children (Table 23). Unfortunately, estimates for the same population subgroup were not always available. In particular, estimates were provided for different age groups by different countries. The Committee selected subgroups that were as similar as possible for comparison purposes. In order to improve comparability, the Committee adjusted some data by standard body weight assumptions. For the total/adult population, mean exposures ranged from 0.02 to 3 µg/kg bw per day (Table 22). Some of the countries also provided estimates of high exposure for consumers. The definition of a consumer with high exposure ranged from the 90th to 97.5th percentile for the population, depending on the country. The estimated high exposures ranged from 0.06 to 2.43 µg/kg bw per day (Table 22). Children's mean exposures ranged from 0.03 to 9 µg/kg bw per day (Table 23). Some countries also provided estimates of high exposures for children. The definition of a consumer with high exposure ranged from the 90th to 97.5th percentile exposures for children. The estimated exposures for children who were defined by the country as consumers with high exposure ranged from 0.2 to 8.2 µg/kg bw per day (Table 23).

Table 22

**National lead dietary exposure estimates for total/adult population**

Country/region	Population group	Mean exposure ( $\mu\text{g}/\text{kg bw per day}$ )	High exposure ( $\mu\text{g}/\text{kg bw per day}$ )
Australia	Adult males 25–34 years	0.06–0.40 <sup>a</sup>	—
	Adult females 25–34 years	0.02–0.35 <sup>a</sup>	—
Canada	All (2002 study)	0.11 <sup>b</sup>	—
Chile	Adults in Santiago	3 <sup>c</sup>	—
China	Adults	0.9 <sup>d</sup>	1.8 (97.5th)
Egypt	All (exposures measured for selected crops only)	0.74	—
Europe	Adults (individual estimates by country)	0.36–1.24 <sup>e</sup>	0.73–2.43 (95th)
India	Adults in Mumbai (Bombay)	0.44 <sup>d</sup>	—
Lebanon	All	0.27 <sup>f</sup>	—
New Zealand	Adult males	0.13 <sup>g</sup>	—
USA	All	0.03 <sup>h</sup>	0.06 (90th)

<sup>a</sup> The lower end of the range of reported exposures assumed that results less than the limit of reporting (LOR) are equal to zero, and the upper end of the range assumed that results less than the LOR are the same as the LOR.

<sup>b</sup> LOD/LOQ not provided; mean values were specified for all but a few foods.

<sup>c</sup> Assuming a body weight of 68 kg.

<sup>d</sup> Assuming a body weight of 63 kg.

<sup>e</sup> Range between country with lowest mean exposure and country with highest mean exposure. For lowest mean exposure, values <LOQ = zero (lower-bound approach); for highest mean exposure, values <LOQ = LOQ (upper-bound approach).

<sup>f</sup> Assuming a body weight of 68 kg; foods with concentrations less than the LOQ were assigned a concentration of  $\frac{1}{2}$  LOQ.

<sup>g</sup> Concentrations less than the LOD were set to  $\frac{1}{2}$  LOD.

<sup>h</sup> Concentrations less than the LOQ were set to zero.

*Food category contributions to exposure*

The most important contributors to overall dietary exposure were reported by some countries. EFSA evaluated the categories of foods contributing most to exposure and reported large differences between countries. EFSA reported that

the largest contributors to the calculated overall lead exposure are vegetables, nuts and pulses contributing 19 % to the lower bound and 14 % to the upper bound estimates. Cereals and cereal products contributed 13 % to the lower bound and 14 % to the upper bound. For the lower bound miscellaneous products and food for special uses contributed 12 %, starchy roots and potatoes 8 %, meat and meat products 8 %, alcoholic beverages 7 % and milk and dairy

Table 23

**National lead dietary exposure estimates for children**

Country/region	Age	Mean exposure (µg/kg bw per day)	High exposure (µg/kg bw per day)
Australia	Toddlers 2 years	0.03–0.93 <sup>a</sup>	—
Canada	4 years	0.19 <sup>b</sup>	—
	2–3 years	0.26 <sup>b</sup>	—
Chile	Children	6–9 <sup>c</sup>	—
China	2–7 years	3.1	8.2 (97.5th percentile)
Europe	Children 1–3 years	1.10–3.10 <sup>d</sup>	1 year 2.1–5.5 (95th percentile) <sup>e</sup> 3 years 1.7–5.2 (95th percentile)
	Children 4–7 years	0.80–2.61 <sup>d</sup>	4 years 1.5–4.4 (95th percentile) 7 years 1.4–4.4 (95th percentile)
India	Children	0.9–1.3 <sup>c</sup>	—
Lebanon	Children	0.5–0.8 <sup>c</sup>	—
New Zealand	Infants	0.34 <sup>f</sup>	—
	Children 1–3 years	0.31 <sup>f</sup>	—
USA	Infants 6–11 months	0.13 <sup>g</sup>	0.3 (90th percentile)
	Children 2 years	0.11 <sup>g</sup>	0.2 (90th percentile)

<sup>a</sup> The lower end of the range of reported exposures assumed that results less than the LOR are equal to zero, and the upper end of the range assumed that results less than the LOR are the same as the LOR.

<sup>b</sup> LOD/LOQ not provided; mean values were specified for all but a few foods.

<sup>c</sup> Assuming that children have 2–3 times the adult exposure per unit body weight, respectively.

<sup>d</sup> Means for the country with the lowest exposure and highest exposure. Lowest mean exposure calculated with values less than the LOQ assigned to zero; highest mean exposure calculated with values less than the LOQ set at the LOQ.

<sup>e</sup> Children's high consumer estimates are based on EFSA's combination of estimates from multiple surveys (depending upon the age group; 8–13 surveys were combined).

<sup>f</sup> Concentrations less than the LOD were set to ½ LOD.

<sup>g</sup> Concentrations less than the LOQ were set to zero.

products 6 %. For the upper bound the contributions were: juices, soft drinks and bottled water (11 %), alcoholic beverages (9%) meat and meat products including offal (9 %), milk and dairy products (8 %), miscellaneous products and food for special uses (7 %) and starchy roots and potatoes (6 %).

Milk and milk products, fruits, breads and sugars contributed most to the dietary exposure in a published Chilean TDS. In the 2007 Chinese TDS, the food categories making the largest contributions were cereals (34%) and vegetables (21%). The Lebanese TDS included water and food, water contributing the most to exposure. The foods contributing most to Lebanese exposure were bread and toast, fruits, pizza and pies, and vegetables (raw and

cooked). In the New Zealand TDS, grains contributed 24–27% of dietary lead for adults and 36–39% for children. Chicken, eggs, fish and meat contributed 12–16% of adult dietary lead, and takeaways contributed 9–24%; for children, the corresponding contributions were 7–12% and 10–15%. New Zealand also identified the main food groups contributing to weekly dietary exposure to lead for infants: grains (18%), chicken, eggs, fish and meat (4%), takeaways (6%), fruit (18%) and infant formula and weaning foods (38%).

The relative contribution of diet to total lead exposure is not well known but will probably vary depending upon locale and the contribution from non-dietary sources. Estimates from EFSA suggest that at least half of children's exposure may be due to non-dietary sources of exposure and that soil and dust are major contributors to the non-dietary exposures.

#### *Temporal changes in estimates of dietary exposure to lead since the 1980s*

Lead levels in foods have declined over time in many developed countries. The Committee had access to data from five countries (Canada, France, New Zealand, the United Kingdom and the USA) that allowed the trends in lead exposure to be estimated. New Zealand reported changes in dietary exposure to lead since 1982 in its 2003–2004 TDS report. Lead exposure estimates for 19- to 24-year-old males were 3.6 µg/kg bw per day in 1982 and 0.13 µg/kg bw per day in 2003–2004. This represents an apparent decline in exposure to lead of approximately 75%. Dietary exposure estimates for the general population in the United Kingdom declined by approximately 95% between 1980 and 2006, from 0.12 mg/day estimated in the 1980 TDS to 0.006 mg/day in the 2006 TDS. Canada and France have also reported a 50% decline in exposure to lead over the past 10–15 years. The USA reported declines in lead exposure for all age groups, with the greatest decline in teenage males (from 70 µg/day in 1976 to 3.45 µg/day in 2000). During the time periods reported by these countries, there were changes in the food supply that likely contributed to actual declines in dietary exposures. However, some of the apparent decline in exposure may actually be due to improved sensitivity of the analytical methods and the corresponding selection of less conservative values for those samples without detectable levels of lead.

#### ***Dose–response analysis***

The dose–response modelling for blood lead levels and children's IQ is based on estimates in the Lanphear et al. (33) pooled analysis, which includes several newer studies that were not included in the meta-analysis used by the Committee at its fifty-third meeting (Annex 1, reference 143). The Lanphear et al. (33) analysis included 1333 children enrolled in seven longitudinal

Table 24

**Estimated dietary lead exposures associated with IQ decreases in children using the combined outputs of the bilinear and Hill models**

IQ decrease in children	Dietary exposure (µg/day) <sup>a</sup>	Dietary exposure (µg/kg bw per day)
		for 20 kg child <sup>a</sup>
0.5	17 (2–194)	0.8 (0.1–9.7)
1	30 (4–208)	1.5 (0.2–10.4)
1.5	40 (5–224)	2.0 (0.3–11.2)
2	48 (7–241)	2.4 (0.4–12.0)
2.5	55 (9–261)	2.8 (0.4–13.1)
3	63 (11–296)	3.1 (0.5–14.8)

<sup>a</sup> Median estimate with 5th–95th percentile CI in parentheses.

cohort studies conducted in the USA, Mexico, Kosovo and Australia, who were followed from birth or early infancy to 5–10 years of age. In this analysis, use of a log-linear model produced an estimated IQ decline of 6.9 points in concurrent blood lead level over a range of 2.4–30 µg/dl. The slope of the inverse association between IQ and concurrent blood lead level was steeper among children with a maximum observed (at any time point) blood lead level below 7.5 µg/dl than it was among children with a maximum blood lead level of 7.5 µg/dl or higher. After initial consideration of six different dose–response models, the bilinear and Hill models were selected for use in characterizing the dose–response relationship between blood lead level and IQ because they provided the best fit.

The relationship between blood lead levels and dietary exposure to lead was estimated to be between 0.052 and 0.16 µg/dl of lead in blood per 1 µg/day of dietary lead exposure. This range was based on toxicokinetic analyses of data on Scottish infants exposed to lead in drinking-water. These analyses were used by the Committee previously.

Dietary exposures associated with a range of decreases in IQ (i.e. 0.5–3 IQ points) were calculated by combining the dose–response models with the toxicokinetic data, using a Monte Carlo simulation. The resulting CIs reflect the uncertainties in both the dose–response modelling of blood lead levels and the extrapolation to dietary exposure. When the outputs from the Monte Carlo simulation of the alternative bilinear and Hill models were combined, the chronic dietary exposure corresponding to a decrease of 1 IQ point was estimated to be 30 µg of lead per day, with a 5th to 95th percentile CI ranging from 4 to 208 µg/day (Table 24). This is equivalent to 1.5 µg/kg bw per day (5th–95th percentiles 0.2–10.4 µg/kg bw per day) for a 20 kg child.

Although the combined outputs of the bilinear and Hill models provide a more complete accounting of the uncertainties associated with the dose–response relationship of lead and IQ, the bilinear model may be more useful in circumstances where other, non-dietary exposures are highly variable or unknown, because the incremental effect of any given lead source/exposure is theoretically independent of other exposures (i.e. the impact of a given dietary exposure will be about the same, regardless of other exposures). Using the bilinear model alone, the chronic dietary exposure corresponding to a decrease of 1 IQ point was estimated to be 12 µg/day, with a 5th–95th percentile CI ranging from 4 to 145 µg/day (Table 25). This is equivalent to 0.6 µg/kg bw per day (5th–95th percentiles 0.2–7.2 µg/kg bw per day) for a 20 kg child. The Committee decided to use the results of the bilinear model in its evaluation because it represents a more conservative approach at low doses and allows non-dietary sources of exposure to be considered independently. However, application of the results of the combined model outputs might be more appropriate in situations where non-dietary exposure is minimal.

Table 25  
**Estimated dietary lead exposures associated with IQ decrease in children using the bilinear model only**

IQ decrease in children	Dietary exposure (µg/day) <sup>a</sup>	Dietary exposure (µg/kg bw per day)
		for 20 kg child <sup>a</sup>
0.5	6 (2–124)	0.3 (0.1–6.2)
1	12 (4–145)	0.6 (0.2–7.2)
1.5	19 (6–170)	0.9 (0.3–8.5)
2	25 (8–193)	1.3 (0.4–9.7)
2.5	31 (9–217)	1.6 (0.5–10.9)
3	38 (11–237)	1.9 (0.6–11.8)

<sup>a</sup> Median estimate with 5th–95th percentile CI in parentheses.

For adults, increased systolic blood pressure was selected as the most sensitive end-point. A linear slope relating increases in systolic blood pressure as a function of blood lead level was derived by averaging the estimates from four different studies: 0.28 mmHg (0.037 kPa) per 1 µg/dl (5th–95th percentiles 0.03–0.53 mmHg [0.004–0.071 kPa] per 1 µg/dl). Blood lead levels were converted to dietary exposures using the range of values previously used by the Committee for adults (blood lead level of 0.023–0.07 µg/dl per 1 µg/day of dietary lead exposure). Dietary exposure corresponding to an increase in systolic blood pressure of 1 mmHg (0.133 kPa) was estimated to be 80 (5th–95th percentiles 34–1700) µg/day, or about 1.3 (5th–95th percentiles 0.6–28) µg/kg bw per day. As the



relationship is linear, the increases in blood pressure associated with other dietary exposures are proportional. Published studies used by WHO in estimating the global burden of disease attributable to lead indicate that relative risks of ischaemic heart disease and cerebrovascular stroke associated with small increases in blood pressure (0.4–3.7 mmHg [0.053–0.49 kPa] systolic blood pressure) have been estimated to be in the range of 1.01–1.4, with higher relative risks at younger ages.

### ***Evaluation***

Exposure to lead is associated with a wide range of effects, including various neurodevelopmental effects, mortality (mainly due to cardiovascular diseases), impaired renal function, hypertension, impaired fertility and adverse pregnancy outcomes. Impaired neurodevelopment in children is generally associated with lower blood lead concentrations than the other effects, the weight of evidence is greater for neurodevelopmental effects than for other health effects and the results across studies are more consistent than those for other effects. For adults, the adverse effect associated with lowest blood lead concentrations for which the weight of evidence is greatest and most consistent is a lead-associated increase in systolic blood pressure. Therefore, the Committee concluded that the effects on neurodevelopment and systolic blood pressure provided the appropriate bases for dose–response analyses.

Based on the dose–response analyses, the Committee estimated that the previously established PTWI of 25 µg/kg bw is associated with a decrease of at least 3 IQ points in children and an increase in systolic blood pressure of approximately 3 mmHg (0.4 kPa) in adults. These changes are important when viewed as a shift in the distribution of IQ or blood pressure within a population. The Committee therefore concluded that the PTWI could no longer be considered health protective, and it was withdrawn.

Because the dose–response analyses do not provide any indication of a threshold for the key effects of lead, the Committee concluded that it was not possible to establish a new PTWI that would be considered to be health protective. The dose–response analyses conducted by the Committee should be used to identify the magnitude of effect associated with identified levels of dietary lead exposure in different populations.

The Committee reaffirmed that because of the neurodevelopmental effects, fetuses, infants and children are the subgroups that are most sensitive to lead. The mean dietary exposure estimates for children aged about 1–4 years range from 0.03 to 9 µg/kg bw per day. The health impact at the lower end of this range is considered negligible by the Committee, because it is below the exposure level of 0.3 µg/kg bw per day calculated to be associated with a

population decrease of 0.5 IQ point. The higher end of the exposure range is higher than the level of 1.9 µg/kg bw per day calculated to be associated with a population decrease of 3 IQ points, which is deemed by the Committee to be a concern. For adults, the mean dietary lead exposure estimates range from 0.02 to 3 µg/kg bw per day. The lower end of this range (0.02 µg/kg bw per day) is considerably below the exposure level of 1.2 µg/kg bw per day calculated by the Committee to be associated with a population increase in systolic blood pressure of 1 mmHg (0.1333 kPa). The Committee considered that any health risk that would be expected to occur at this exposure level is negligible. At the higher end of the range (3 µg/kg bw per day), a population increase of approximately 2 mmHg (0.3 kPa) in systolic blood pressure would be expected to occur. An increase of this magnitude has been associated, in a large meta-analysis, with modest increases in the risks of ischaemic heart disease and cerebrovascular stroke. The Committee considered this to be of some concern, but less than that for the neurodevelopmental effects observed in children.

The Committee stressed that these estimates are based on dietary exposure (mainly food) and that other sources of exposure to lead also need to be considered.

The Committee concluded that, in populations with prolonged dietary exposures to lead that are at the higher end of the ranges identified above, measures should be taken to identify major contributing sources and foods and, if appropriate, to identify methods of reducing dietary exposure that are commensurate with the level of risk reduction.

A detailed monograph addendum was prepared.



---

# Acknowledgement

The Committee wishes to thank Ms M. Sheffer, Ottawa, Canada, for her assistance in the preparation of the report.



---

## References

1. **FAO/WHO.** *Joint FAO/WHO Conference on Food Additives*. Rome, Italy, Food and Agriculture Organization of the United Nations, 1956 (FAO Nutrition Meetings Report Series, No. 11); Geneva, Switzerland, World Health Organization, 1956 (WHO Technical Report Series, No. 107).
2. **FAO/WHO.** International Numbering System for Food Additives (list in numerical order and list in alphabetical order). In: *Codex class names and the International Numbering System for Food Additives*. Rome, Italy, Food and Agriculture Organization of the United Nations, Joint FAO/WHO Food Standards Programme, Codex Alimentarius Commission, pp. 4–56. Adopted in 1989, revised in 2008, last amended in 2010 (CAC/GL 36-1989; [http://www.codexalimentarius.net/download/standards/7/CXG\\_036e.pdf](http://www.codexalimentarius.net/download/standards/7/CXG_036e.pdf)).
3. **FAO/WHO.** *Codex General Standard for Food Additives*. Rome, Italy, Food and Agriculture Organization of the United Nations, Joint FAO/WHO Food Standards Programme, Codex Alimentarius Commission (<http://www.codexalimentarius.net/gsfonline/index.html>).
4. **FAO/WHO.** *Guidelines on substances used as processing aids*. Rome, Italy, Food and Agriculture Organization of the United Nations, Joint FAO/WHO Food Standards Programme, Codex Alimentarius Commission, 2010 (CAC/GL 75-2010; [http://www.codexalimentarius.net/download/standards/11537/CXG\\_075e.pdf](http://www.codexalimentarius.net/download/standards/11537/CXG_075e.pdf)).
5. **FAO/WHO.** *Principles and methods for the risk assessment of chemicals in food*. Geneva, World Health Organization, 2009 (Environmental Health Criteria, No. 240; <http://whqlibdoc.who.int/ehc/>).
6. **Til HP et al.** Evaluation of the oral toxicity of acetaldehyde and formaldehyde in a 4-week drinking water study in rats. *Food and Chemical Toxicology*, 1988, 26:447–452.
7. **Cramer GM, Ford RA, Hall RL.** Estimation of toxic hazard—a decision tree approach. *Food and Cosmetics Toxicology*, 1978, 16:255–276.

8. **Nijssen LM, van Ingen-Visscher CA, Donders JJM, eds.** *VCF (Volatile Compounds in Food) database. Version 11.1.1.* Zeist, Netherlands, TNO Quality of Life, 2009 (<http://www.vcf-online.nl/VcfHome.cfm>).
9. **European Flavour and Fragrance Association.** *EFFA poundage survey 2004: European inquiry on volume of use.* Unpublished report, 2004. Submitted to WHO by the International Organization of the Flavor Industry, Brussels, Belgium.
10. **Japan Flavor and Fragrance Materials Association.** *JFFMA poundage survey 2005: Japanese inquiry on volume use.* Unpublished report, 2005. Submitted to WHO by the International Organization of the Flavor Industry, Brussels, Belgium.
11. **Gavin CL, Williams MC, Hallagan JB.** *2005 poundage and technical effects update survey.* Washington, DC, USA, Flavor and Extract Manufacturers Association, 2008.
12. **International Organization of the Flavor Industry.** *Interim inquiry on volume use and added use levels for flavouring agents to be presented at the JECFA 73rd meeting.* Submitted to WHO by the International Organization of the Flavor Industry, Brussels, Belgium, 2009.
13. **Cox GE, Bailey DE, Hall RL.** *90-day feeding study in rats with 5-hydroxy-2,4-decadienoic acid-lactone.* Unpublished report to the Research Institute for Fragrance Materials, Woodcliff, NJ, USA, 1974. Submitted to WHO by the International Organization of the Flavor Industry, Brussels, Belgium.
14. **Shellenberger T.** *Subacute toxicity evaluation of  $\alpha$ -angelica lactone with rats.* Unpublished report from Gulf South Research Institute, New Iberia, LA, USA, 1971. Private communication to the Flavor and Extract Manufacturers Association, Washington, DC, USA. Submitted to WHO by the International Organization of the Flavor Industry, Brussels, Belgium.
15. **Billecke S et al.** Human serum paraoxonase (PON1) isozymes Q and R hydrolyze lactones and cyclic carbonate esters. *Drug Metabolism and Disposition*, 2000, 28(11):1335–1342.
16. **Moreno OM.** Unpublished report to the Research Institute of Fragrance Materials, Woodcliff, NJ, USA, 1979. Submitted to WHO by the International Organization of the Flavor Industry, Brussels, Belgium.
17. **Uhde H.** *Mutagenicity study of 5,6-dimethyl-tetrahydro-pyran-2-one in the Salmonella typhimurium (in vitro).* Unpublished report, LPT Laboratory of Pharmacology, Hamburg, Germany, 2004. Private report

to the Research Institute for Fragrance Materials, Woodcliff, NJ, USA. Submitted to WHO by the International Organization of the Flavor Industry, Brussels, Belgium.

18. **Poth A.** *Salmonella typhimurium reverse mutations assay with isoambrettolide*. Study No. 45408, Cryotest Cell Research GMBH, Rossdorf, Germany, 2003. Private report to the Research Institute for Fragrance Materials, Woodcliff Lake, NJ, USA. Submitted to WHO by the International Organization of the Flavor Industry, Brussels, Belgium.
19. **Jones E, Gant R.** *Gamma jasmolactone: bacterial mutation assay*. Unpublished report, 1990. Private communication to the Flavor and Extract Manufacturers Association, Washington, DC, USA. Submitted to WHO by the International Organization of the Flavor Industry, Brussels, Belgium.
20. **Stofberg J, Grundschober F.** Consumption ratio and food predominance of flavoring materials. *Perfumer and Flavorist*, 1989, 12:27.
21. **Nelson DL, Cox MM.** *Lehninger principles of biochemistry*, 5th ed. New York, NY, USA, Worth Publishers, Inc., 2008:567–592.
22. **Moreno OM.** *Acute oral toxicity in rats (ethyl acetoacetate ethyleneglycol ketal)*. MB Research Laboratories Inc., Spinnerstown, PA, USA, 1978. Unpublished report to the Research Institute for Fragrance Materials, Woodcliff Lake, NJ, USA. Submitted to WHO by the International Organization of the Flavor Industry, Brussels, Belgium.
23. **Moreno OM.** *Acute oral toxicity in rats (diisobutyl adipate, ethyl acetoacetate ethyleneglycol ketal)*. MB Research Laboratories Inc., Spinnerstown, PA, USA, 1980. Unpublished report to the Research Institute for Fragrance Materials, Woodcliff Lake, NJ, USA. Submitted to WHO by the International Organization of the Flavor Industry, Brussels, Belgium.
24. **Sokolowski A.** *Salmonella typhimurium reverse mutation assay with fructone*. RCC-CCR Study No. 838606, RCC Cytotest Cell Research GmbH (RCC-CCR), Rossdorf, Germany, 2004. Unpublished report to the Flavor and Extract Manufacturers Association, Washington, DC, USA. Submitted to WHO by the International Organization of the Flavor Industry, Brussels, Belgium.
25. **Felice B.** *Acute oral toxicity test up-and-down procedure—OECD. Test substance: (R)-(-)-1-octen-3-ol*. Unpublished report No. 05-3256-G1



- from Toxicon Corporation, Bedford, MA, USA, 2005. Submitted to WHO by the International Organization of the Flavor Industry, Brussels, Belgium.
26. **Felice B.** *Acute oral toxicity test up-and-down procedure—OECD. Test substance: 1-octen-3-ol.* Unpublished report No. 05-1595-G1 from Toxicon Corporation, Bedford, MA, USA, 2005. Submitted to WHO by the International Organization of the Flavor Industry, Brussels, Belgium.
  27. **Engelhardt G.** *Report on the study of octenol in the Ames Salmonella/mammalian microsome mutagenicity test and reverse mutation assay—E. coli WP2 uvrA (standard plate test and preincubation test).* Unpublished report No. 40M0479/884145 from BASF Aktiengesellschaft, Ludwigshafen/Rhein, Germany, 1988. Submitted to WHO by the International Organization of the Flavor Industry, Brussels, Belgium.
  28. **Kreja L, Seidel HJ.** Evaluation of the genotoxic potential of some microbial volatile organic compounds (MVOC) with the comet assay, the micronucleus assay and the HPRT gene mutation assay. *Mutation Research*, 2002, 513:143–150.
  29. **Amzal B et al.** Population toxicokinetic modeling of cadmium for health risk assessment. *Environmental Health Perspectives*, 2009, 117:1293–1301.
  30. **FAO/WHO.** *General guidelines on sampling.* Rome, Italy, Food and Agriculture Organization of the United Nations, Joint FAO/WHO Food Standards Programme, Codex Alimentarius Commission, 2004, 69 pp. (CAC/GL 50-2004; [http://www.codexalimentarius.net/download/standards/10141/CXG\\_050e.pdf](http://www.codexalimentarius.net/download/standards/10141/CXG_050e.pdf)).
  31. **FAO/WHO.** Policy of the Codex Committee on Contaminants in Foods for exposure assessment of contaminants and toxins in foods or food groups. In: *Codex Alimentarius Commission procedural manual*, 19th ed. Rome, Food and Agriculture Organization of the United Nations, Joint FAO/WHO Food Standards Programme, Codex Alimentarius Commission, 2010.
  32. **European Food Safety Authority.** Cadmium in food: Scientific opinion of the panel on contaminants in the food chain. *EFSA Journal*, 2009, 980:1–139.
  33. **Lanphear BP et al.** Low-level environmental lead exposure and children's intellectual function: an international pooled analysis. *Environmental Health Perspectives*, 2005, 113:894–899.

## **Reports and other documents resulting from previous meetings of the Joint FAO/WHO Expert Committee on Food Additives**

1. *General principles governing the use of food additives* (First report of the Joint FAO/WHO Expert Committee on Food Additives). FAO Nutrition Meetings Report Series, No. 15, 1957; WHO Technical Report Series, No. 129, 1957 (out of print).
2. *Procedures for the testing of intentional food additives to establish their safety for use* (Second report of the Joint FAO/WHO Expert Committee on Food Additives). FAO Nutrition Meetings Report Series, No. 17, 1958; WHO Technical Report Series, No. 144, 1958 (out of print).
3. *Specifications for identity and purity of food additives (antimicrobial preservatives and antioxidants)* (Third report of the Joint FAO/WHO Expert Committee on Food Additives). These specifications were subsequently revised and published as *Specifications for identity and purity of food additives*, Vol. I. *Antimicrobial preservatives and antioxidants*, Rome, Food and Agriculture Organization of the United Nations, 1962 (out of print).
4. *Specifications for identity and purity of food additives (food colours)* (Fourth report of the Joint FAO/WHO Expert Committee on Food Additives). These specifications were subsequently revised and published as *Specifications for identity and purity of food additives*, Vol. II. *Food colours*, Rome, Food and Agriculture Organization of the United Nations, 1963 (out of print).
5. *Evaluation of the carcinogenic hazards of food additives* (Fifth report of the Joint FAO/WHO Expert Committee on Food Additives). FAO Nutrition Meetings Report Series, No. 29, 1961; WHO Technical Report Series, No. 220, 1961 (out of print).
6. *Evaluation of the toxicity of a number of antimicrobials and antioxidants* (Sixth report of the Joint FAO/WHO Expert Committee on Food Additives). FAO Nutrition Meetings Report Series, No. 31, 1962; WHO Technical Report Series, No. 228, 1962 (out of print).

7. *Specifications for the identity and purity of food additives and their toxicological evaluation: emulsifiers, stabilizers, bleaching and maturing agents* (Seventh report of the Joint FAO/WHO Expert Committee on Food Additives). FAO Nutrition Meetings Series, No. 35, 1964; WHO Technical Report Series, No. 281, 1964 (out of print).
8. *Specifications for the identity and purity of food additives and their toxicological evaluation: food colours and some antimicrobials and antioxidants* (Eighth report of the Joint FAO/WHO Expert Committee on Food Additives). FAO Nutrition Meetings Series, No. 38, 1965; WHO Technical Report Series, No. 309, 1965 (out of print).
9. *Specifications for identity and purity and toxicological evaluation of some antimicrobials and antioxidants*. FAO Nutrition Meetings Report Series, No. 38A, 1965; WHO/Food Add/24.65 (out of print).
10. *Specifications for identity and purity and toxicological evaluation of food colours*. FAO Nutrition Meetings Report Series, No. 38B, 1966; WHO/Food Add/66.25.
11. *Specifications for the identity and purity of food additives and their toxicological evaluation: some antimicrobials, antioxidants, emulsifiers, stabilizers, flour treatment agents, acids, and bases* (Ninth report of the Joint FAO/WHO Expert Committee on Food Additives). FAO Nutrition Meetings Series, No. 40, 1966; WHO Technical Report Series, No. 339, 1966 (out of print).
12. *Toxicological evaluation of some antimicrobials, antioxidants, emulsifiers, stabilizers, flour treatment agents, acids, and bases*. FAO Nutrition Meetings Report Series, No. 40A, B, C; WHO/Food Add/67.29.
13. *Specifications for the identity and purity of food additives and their toxicological evaluation: some emulsifiers and stabilizers and certain other substances* (Tenth report of the Joint FAO/WHO Expert Committee on Food Additives). FAO Nutrition Meetings Series, No. 43, 1967; WHO Technical Report Series, No. 373, 1967.
14. *Specifications for the identity and purity of food additives and their toxicological evaluation: some flavouring substances and non nutritive sweetening agents* (Eleventh report of the Joint FAO/WHO Expert Committee on Food Additives). FAO Nutrition Meetings Series, No. 44, 1968; WHO Technical Report Series, No. 383, 1968.
15. *Toxicological evaluation of some flavouring substances and non nutritive sweetening agents*. FAO Nutrition Meetings Report Series, No. 44A, 1968; WHO/Food Add/68.33.

16. *Specifications and criteria for identity and purity of some flavouring substances and non-nutritive sweetening agents*. FAO Nutrition Meetings Report Series, No. 44B, 1969; WHO/Food Add/69.31.
17. *Specifications for the identity and purity of food additives and their toxicological evaluation: some antibiotics* (Twelfth report of the Joint FAO/WHO Expert Committee on Food Additives). FAO Nutrition Meetings Series, No. 45, 1969; WHO Technical Report Series, No. 430, 1969.
18. *Specifications for the identity and purity of some antibiotics*. FAO Nutrition Meetings Series, No. 45A, 1969; WHO/Food Add/69.34.
19. *Specifications for the identity and purity of food additives and their toxicological evaluation: some food colours, emulsifiers, stabilizers, anticaking agents, and certain other substances* (Thirteenth report of the Joint FAO/WHO Expert Committee on Food Additives). FAO Nutrition Meetings Series, No. 46, 1970; WHO Technical Report Series, No. 445, 1970.
20. *Toxicological evaluation of some food colours, emulsifiers, stabilizers, anticaking agents, and certain other substances*. FAO Nutrition Meetings Report Series, No. 46A, 1970; WHO/Food Add/70.36.
21. *Specifications for the identity and purity of some food colours, emulsifiers, stabilizers, anticaking agents, and certain other food additives*. FAO Nutrition Meetings Report Series, No. 46B, 1970; WHO/Food Add/70.37.
22. *Evaluation of food additives: specifications for the identity and purity of food additives and their toxicological evaluation: some extraction solvents and certain other substances; and a review of the technological efficacy of some antimicrobial agents* (Fourteenth report of the Joint FAO/WHO Expert Committee on Food Additives). FAO Nutrition Meetings Series, No. 48, 1971; WHO Technical Report Series, No. 462, 1971.
23. *Toxicological evaluation of some extraction solvents and certain other substances*. FAO Nutrition Meetings Report Series, No. 48A, 1971; WHO/Food Add/70.39.
24. *Specifications for the identity and purity of some extraction solvents and certain other substances*. FAO Nutrition Meetings Report Series, No. 48B, 1971; WHO/Food Add/70.40.

25. *A review of the technological efficacy of some antimicrobial agents.* FAO Nutrition Meetings Report Series, No. 48C, 1971; WHO/Food Add/70.41.
26. *Evaluation of food additives: some enzymes, modified starches, and certain other substances: Toxicological evaluations and specifications and a review of the technological efficacy of some antioxidants* (Fifteenth report of the Joint FAO/WHO Expert Committee on Food Additives). FAO Nutrition Meetings Series, No. 50, 1972; WHO Technical Report Series, No. 488, 1972.
27. *Toxicological evaluation of some enzymes, modified starches, and certain other substances.* FAO Nutrition Meetings Report Series, No. 50A, 1972; WHO Food Additives Series, No. 1, 1972.
28. *Specifications for the identity and purity of some enzymes and certain other substances.* FAO Nutrition Meetings Report Series, No. 50B, 1972; WHO Food Additives Series, No. 2, 1972.
29. *A review of the technological efficacy of some antioxidants and synergists.* FAO Nutrition Meetings Report Series, No. 50C, 1972; WHO Food Additives Series, No. 3, 1972.
30. *Evaluation of certain food additives and the contaminants mercury, lead, and cadmium* (Sixteenth report of the Joint FAO/WHO Expert Committee on Food Additives). FAO Nutrition Meetings Series, No. 51, 1972; WHO Technical Report Series, No. 505, 1972, and corrigendum.
31. *Evaluation of mercury, lead, cadmium and the food additives amaranth, diethylpyrocarbamate, and octyl gallate.* FAO Nutrition Meetings Report Series, No. 51A, 1972; WHO Food Additives Series, No. 4, 1972.
32. *Toxicological evaluation of certain food additives with a review of general principles and of specifications* (Seventeenth report of the Joint FAO/WHO Expert Committee on Food Additives). FAO Nutrition Meetings Series, No. 53, 1974; WHO Technical Report Series, No. 539, 1974, and corrigendum (out of print).
33. *Toxicological evaluation of some food additives including anticaking agents, antimicrobials, antioxidants, emulsifiers, and thickening agents.* FAO Nutrition Meetings Report Series, No. 53A, 1974; WHO Food Additives Series, No. 5, 1974.

34. *Specifications for identity and purity of thickening agents, anticaking agents, antimicrobials, antioxidants and emulsifiers*. FAO Food and Nutrition Paper, No. 4, 1978.
35. *Evaluation of certain food additives* (Eighteenth report of the Joint FAO/WHO Expert Committee on Food Additives). FAO Nutrition Meetings Series, No. 54, 1974; WHO Technical Report Series, No. 557, 1974, and corrigendum.
36. *Toxicological evaluation of some food colours, enzymes, flavour enhancers, thickening agents, and certain other food additives*. FAO Nutrition Meetings Report Series, No. 54A, 1975; WHO Food Additives Series, No. 6, 1975.
37. *Specifications for the identity and purity of some food colours, enhancers, thickening agents, and certain food additives*. FAO Nutrition Meetings Report Series, No. 54B, 1975; WHO Food Additives Series, No. 7, 1975.
38. *Evaluation of certain food additives: some food colours, thickening agents, smoke condensates, and certain other substances* (Nineteenth report of the Joint FAO/WHO Expert Committee on Food Additives). FAO Nutrition Meetings Series, No. 55, 1975; WHO Technical Report Series, No. 576, 1975.
39. *Toxicological evaluation of some food colours, thickening agents, and certain other substances*. FAO Nutrition Meetings Report Series, No. 55A, 1975; WHO Food Additives Series, No. 8, 1975.
40. *Specifications for the identity and purity of certain food additives*. FAO Nutrition Meetings Report Series, No. 55B, 1976; WHO Food Additives Series, No. 9, 1976.
41. *Evaluation of certain food additives* (Twentieth report of the Joint FAO/WHO Expert Committee on Food Additives). FAO Food and Nutrition Meetings Series, No. 1, 1976; WHO Technical Report Series, No. 599, 1976.
42. *Toxicological evaluation of certain food additives*. WHO Food Additives Series, No. 10, 1976.
43. *Specifications for the identity and purity of some food additives*. FAO Food and Nutrition Series, No. 1B, 1977; WHO Food Additives Series, No. 11, 1977.
44. *Evaluation of certain food additives* (Twenty-first report of the Joint FAO/WHO Expert Committee on Food Additives). WHO Technical Report Series, No. 617, 1978.

45. *Summary of toxicological data of certain food additives*. WHO Food Additives Series, No. 12, 1977.
46. *Specifications for identity and purity of some food additives, including antioxidant, food colours, thickeners, and others*. FAO Nutrition Meetings Report Series, No. 57, 1977.
47. *Evaluation of certain food additives and contaminants* (Twenty-second report of the Joint FAO/WHO Expert Committee on Food Additives). WHO Technical Report Series, No. 631, 1978.
48. *Summary of toxicological data of certain food additives and contaminants*. WHO Food Additives Series, No. 13, 1978.
49. *Specifications for the identity and purity of certain food additives*. FAO Food and Nutrition Paper, No. 7, 1978.
50. *Evaluation of certain food additives* (Twenty-third report of the Joint FAO/WHO Expert Committee on Food Additives). WHO Technical Report Series, No. 648, 1980, and corrigenda.
51. *Toxicological evaluation of certain food additives*. WHO Food Additives Series, No. 14, 1980.
52. *Specifications for identity and purity of food colours, flavouring agents, and other food additives*. FAO Food and Nutrition Paper, No. 12, 1979.
53. *Evaluation of certain food additives* (Twenty-fourth report of the Joint FAO/WHO Expert Committee on Food Additives). WHO Technical Report Series, No. 653, 1980.
54. *Toxicological evaluation of certain food additives*. WHO Food Additives Series, No. 15, 1980.
55. *Specifications for identity and purity of food additives (sweetening agents, emulsifying agents, and other food additives)*. FAO Food and Nutrition Paper, No. 17, 1980.
56. *Evaluation of certain food additives* (Twenty-fifth report of the Joint FAO/WHO Expert Committee on Food Additives). WHO Technical Report Series, No. 669, 1981.
57. *Toxicological evaluation of certain food additives*. WHO Food Additives Series, No. 16, 1981.
58. *Specifications for identity and purity of food additives (carrier solvents, emulsifiers and stabilizers, enzyme preparations, flavouring agents, food colours, sweetening agents, and other food additives)*. FAO Food and Nutrition Paper, No. 19, 1981.



59. *Evaluation of certain food additives and contaminants* (Twenty-sixth report of the Joint FAO/WHO Expert Committee on Food Additives). WHO Technical Report Series, No. 683, 1982.
60. *Toxicological evaluation of certain food additives*. WHO Food Additives Series, No. 17, 1982.
61. *Specifications for the identity and purity of certain food additives*. FAO Food and Nutrition Paper, No. 25, 1982.
62. *Evaluation of certain food additives and contaminants* (Twenty-seventh report of the Joint FAO/WHO Expert Committee on Food Additives). WHO Technical Report Series, No. 696, 1983, and corrigenda.
63. *Toxicological evaluation of certain food additives and contaminants*. WHO Food Additives Series, No. 18, 1983.
64. *Specifications for the identity and purity of certain food additives*. FAO Food and Nutrition Paper, No. 28, 1983.
65. *Guide to specifications General notices, general methods, identification tests, test solutions, and other reference materials*. FAO Food and Nutrition Paper, No. 5, Rev. 1, 1983.
66. *Evaluation of certain food additives and contaminants* (Twenty-eighth report of the Joint FAO/WHO Expert Committee on Food Additives). WHO Technical Report Series, No. 710, 1984, and corrigendum.
67. *Toxicological evaluation of certain food additives and contaminants*. WHO Food Additives Series, No. 19, 1984.
68. *Specifications for the identity and purity of food colours*. FAO Food and Nutrition Paper, No. 31/1, 1984.
69. *Specifications for the identity and purity of food additives*. FAO Food and Nutrition Paper, No. 31/2, 1984.
70. *Evaluation of certain food additives and contaminants* (Twenty-ninth report of the Joint FAO/WHO Expert Committee on Food Additives). WHO Technical Report Series, No. 733, 1986, and corrigendum.
71. *Specifications for the identity and purity of certain food additives*. FAO Food and Nutrition Paper, No. 34, 1986.
72. *Toxicological evaluation of certain food additives and contaminants*. WHO Food Additives Series, No. 20. Cambridge University Press, 1987.



73. *Evaluation of certain food additives and contaminants* (Thirtieth report of the Joint FAO/WHO Expert Committee on Food Additives). WHO Technical Report Series, No. 751, 1987.
74. *Toxicological evaluation of certain food additives and contaminants*. WHO Food Additives Series, No. 21. Cambridge University Press, 1987.
75. *Specifications for the identity and purity of certain food additives*. FAO Food and Nutrition Paper, No. 37, 1986.
76. *Principles for the safety assessment of food additives and contaminants in food*. WHO Environmental Health Criteria, No. 70. Geneva, World Health Organization, 1987 (out of print). The full text is available electronically at [www.who.int/pes](http://www.who.int/pes).
77. *Evaluation of certain food additives and contaminants* (Thirty-first report of the Joint FAO/WHO Expert Committee on Food Additives). WHO Technical Report Series, No. 759, 1987, and corrigendum.
78. *Toxicological evaluation of certain food additives*. WHO Food Additives Series, No. 22. Cambridge University Press, 1988.
79. *Specifications for the identity and purity of certain food additives*. FAO Food and Nutrition Paper, No. 38, 1988.
80. *Evaluation of certain veterinary drug residues in food* (Thirty-second report of the Joint FAO/WHO Expert Committee on Food Additives). WHO Technical Report Series, No. 763, 1988.
81. *Toxicological evaluation of certain veterinary drug residues in food*. WHO Food Additives Series, No. 23. Cambridge University Press, 1988.
82. *Residues of some veterinary drugs in animals and foods*. FAO Food and Nutrition Paper, No. 41, 1988.
83. *Evaluation of certain food additives and contaminants* (Thirty-third report of the Joint FAO/WHO Expert Committee on Food Additives). WHO Technical Report Series, No. 776, 1989.
84. *Toxicological evaluation of certain food additives and contaminants*. WHO Food Additives Series, No. 24. Cambridge University Press, 1989.
85. *Evaluation of certain veterinary drug residues in food* (Thirty-fourth report of the Joint FAO/WHO Expert Committee on Food Additives). WHO Technical Report Series, No. 788, 1989.

86. *Toxicological evaluation of certain veterinary drug residues in food*. WHO Food Additives Series, No. 25, 1990.
87. *Residues of some veterinary drugs in animals and foods*. FAO Food and Nutrition Paper, No. 41/2, 1990.
88. *Evaluation of certain food additives and contaminants* (Thirty-fifth report of the Joint FAO/WHO Expert Committee on Food Additives). WHO Technical Report Series, No. 789, 1990, and corrigenda.
89. *Toxicological evaluation of certain food additives and contaminants*. WHO Food Additives Series, No. 26, 1990.
90. *Specifications for identity and purity of certain food additives*. FAO Food and Nutrition Paper, No. 49, 1990.
91. *Evaluation of certain veterinary drug residues in food* (Thirty-sixth report of the Joint FAO/WHO Expert Committee on Food Additives). WHO Technical Report Series, No. 799, 1990.
92. *Toxicological evaluation of certain veterinary drug residues in food*. WHO Food Additives Series, No. 27, 1991.
93. *Residues of some veterinary drugs in animals and foods*. FAO Food and Nutrition Paper, No. 41/3, 1991.
94. *Evaluation of certain food additives and contaminants* (Thirty-seventh report of the Joint FAO/WHO Expert Committee on Food Additives). WHO Technical Report Series, No. 806, 1991, and corrigenda.
95. *Toxicological evaluation of certain food additives and contaminants*. WHO Food Additives Series, No. 28, 1991.
96. *Compendium of food additive specifications (Joint FAO/WHO Expert Committee on Food Additives (JECFA)). Combined specifications from 1st through the 37th meetings, 1956–1990*. Rome, Food and Agriculture Organization of the United Nations, 1992 (2 volumes).
97. *Evaluation of certain veterinary drug residues in food* (Thirty-eighth report of the Joint FAO/WHO Expert Committee on Food Additives). WHO Technical Report Series, No. 815, 1991.
98. *Toxicological evaluation of certain veterinary residues in food*. WHO Food Additives Series, No. 29, 1991.
99. *Residues of some veterinary drugs in animals and foods*. FAO Food and Nutrition Paper, No. 41/4, 1991.

100. *Guide to specifications – General notices, general analytical techniques, identification tests, test solutions, and other reference materials.* FAO Food and Nutrition Paper, No. 5, Ref. 2, 1991.
101. *Evaluation of certain food additives and naturally occurring toxicants* (Thirty-ninth report of the Joint FAO/WHO Expert Committee on Food Additives). WHO Technical Report Series No. 828, 1992.
102. *Toxicological evaluation of certain food additives and naturally occurring toxicants.* WHO Food Additives Series, No. 30, 1993.
103. *Compendium of food additive specifications: addendum 1.* FAO Food and Nutrition Paper, No. 52, 1992.
104. *Evaluation of certain veterinary drug residues in food* (Fortieth report of the Joint FAO/WHO Expert Committee on Food Additives). WHO Technical Report Series, No. 832, 1993.
105. *Toxicological evaluation of certain veterinary drug residues in food.* WHO Food Additives Series, No. 31, 1993.
106. *Residues of some veterinary drugs in animals and food.* FAO Food and Nutrition Paper, No. 41/5, 1993.
107. *Evaluation of certain food additives and contaminants* (Forty-first report of the Joint FAO/WHO Expert Committee on Food Additives). WHO Technical Report Series, No. 837, 1993.
108. *Toxicological evaluation of certain food additives and contaminants.* WHO Food Additives Series, No. 32, 1993.
109. *Compendium of food additive specifications: addendum 2.* FAO Food and Nutrition Paper, No. 52, Add. 2, 1993.
110. *Evaluation of certain veterinary drug residues in food* (Forty-second report of the Joint FAO/WHO Expert Committee on Food Additives). WHO Technical Report Series, No. 851, 1995.
111. *Toxicological evaluation of certain veterinary drug residues in food.* WHO Food Additives Series, No. 33, 1994.
112. *Residues of some veterinary drugs in animals and foods.* FAO Food and Nutrition Paper, No. 41/6, 1994.
113. *Evaluation of certain veterinary drug residues in food* (Forty-third report of the Joint FAO/WHO Expert Committee on Food Additives). WHO Technical Report Series, No. 855, 1995, and corrigendum.
114. *Toxicological evaluation of certain veterinary drug residues in food.* WHO Food Additives Series, No. 34, 1995.

115. *Residues of some veterinary drugs in animals and foods*. FAO Food and Nutrition Paper, No. 41/7, 1995.
116. *Evaluation of certain food additives and contaminants* (Forty-fourth report of the Joint FAO/WHO Expert Committee on Food Additives). WHO Technical Report Series, No. 859, 1995.
117. *Toxicological evaluation of certain food additives and contaminants*. WHO Food Additives Series, No. 35, 1996.
118. *Compendium of food additive specifications: addendum 3*. FAO Food and Nutrition Paper, No. 52, Add. 3, 1995.
119. *Evaluation of certain veterinary drug residues in food* (Forty-fifth report of the Joint FAO/WHO Expert Committee on Food Additives). WHO Technical Report Series, No. 864, 1996.
120. *Toxicological evaluation of certain veterinary drug residues in food*. WHO Food Additives Series, No. 36, 1996.
121. *Residues of some veterinary drugs in animals and foods*. FAO Food and Nutrition Paper, No. 41/8, 1996.
122. *Evaluation of certain food additives and contaminants* (Forty-sixth report of the Joint FAO/WHO Expert Committee on Food Additives). WHO Technical Report Series, No. 868, 1997.
123. *Toxicological evaluation of certain food additives*. WHO Food Additives Series, No. 37, 1996.
124. *Compendium of food additive specifications, addendum 4*. FAO Food and Nutrition Paper, No. 52, Add. 4, 1996.
125. *Evaluation of certain veterinary drug residues in food* (Forty-seventh report of the Joint FAO/WHO Expert Committee on Food Additives). WHO Technical Report Series, No. 876, 1998.
126. *Toxicological evaluation of certain veterinary drug residues in food*. WHO Food Additives Series, No. 38, 1996.
127. *Residues of some veterinary drugs in animals and foods*. FAO Food and Nutrition Paper, No. 41/9, 1997.
128. *Evaluation of certain veterinary drug residues in food* (Forty-eighth report of the Joint FAO/WHO Expert Committee on Food Additives). WHO Technical Report Series, No. 879, 1998.
129. *Toxicological evaluation of certain veterinary drug residues in food*. WHO Food Additives Series, No. 39, 1997.

130. *Residues of some veterinary drugs in animals and foods*. FAO Food and Nutrition Paper, No. 41/10, 1998.
131. *Evaluation of certain food additives and contaminants* (Forty-ninth report of the Joint FAO/WHO Expert Committee on Food Additives). WHO Technical Report Series, No. 884, 1999.
132. *Safety evaluation of certain food additives and contaminants*. WHO Food Additives Series, No. 40, 1998.
133. *Compendium of food additive specifications: addendum 5*. FAO Food and Nutrition Paper, No. 52, Add. 5, 1997.
134. *Evaluation of certain veterinary drug residues in food* (Fiftieth report of the Joint FAO/WHO Expert Committee on Food Additives). WHO Technical Report Series, No. 888, 1999.
135. *Toxicological evaluation of certain veterinary drug residues in food*. WHO Food Additives Series, No. 41, 1998.
136. *Residues of some veterinary drugs in animals and foods*. FAO Food and Nutrition Paper, No. 41/11, 1999.
137. *Evaluation of certain food additives* (Fifty-first report of the Joint FAO/WHO Expert Committee on Food Additives). WHO Technical Report Series, No. 891, 2000.
138. *Safety evaluation of certain food additives*. WHO Food Additives Series, No. 42, 1999.
139. *Compendium of food additive specifications, addendum 6*. FAO Food and Nutrition Paper, No. 52, Add. 6, 1998.
140. *Evaluation of certain veterinary drug residues in food* (Fifty-second report of the Joint FAO/WHO Expert Committee on Food Additives). WHO Technical Report Series, No. 893, 2000.
141. *Toxicological evaluation of certain veterinary drug residues in food*. WHO Food Additives Series, No. 43, 2000.
142. *Residues of some veterinary drugs in animals and foods*. FAO Food and Nutrition Paper, No. 41/12, 2000.
143. *Evaluation of certain food additives and contaminants* (Fifty-third report of the Joint FAO/WHO Expert Committee on Food Additives). WHO Technical Report Series, No. 896, 2000.
144. *Safety evaluation of certain food additives and contaminants*. WHO Food Additives Series, No. 44, 2000.

145. *Compendium of food additive specifications, addendum 7*. FAO Food and Nutrition Paper, No. 52, Add. 7, 1999.
146. *Evaluation of certain veterinary drug residues in food* (Fifty-fourth report of the Joint FAO/WHO Expert Committee on Food Additives). WHO Technical Report Series, No. 900, 2001.
147. *Toxicological evaluation of certain veterinary drug residues in food*. WHO Food Additives Series, No. 45, 2000.
148. *Residues of some veterinary drugs in animals and foods*. FAO Food and Nutrition Paper, No. 41/13, 2000.
149. *Evaluation of certain food additives and contaminants* (Fifty-fifth report of the Joint FAO/WHO Expert Committee on Food Additives). WHO Technical Report Series No. 901, 2001.
150. *Safety evaluation of certain food additives and contaminants*. WHO Food Additives Series, No. 46, 2001.
151. *Compendium of food additive specifications: addendum 8*. FAO Food and Nutrition Paper, No. 52, Add. 8, 2000.
152. *Evaluation of certain mycotoxins in food* (Fifty-sixth report of the Joint FAO/WHO Expert Committee on Food Additives). WHO Technical Report Series No. 906, 2002.
153. *Safety evaluation of certain mycotoxins in food*. WHO Food Additives Series, No. 47/FAO Food and Nutrition Paper 74, 2001.
154. *Evaluation of certain food additives and contaminants* (Fifty-seventh report of the Joint FAO/WHO Expert Committee on Food Additives). WHO Technical Report Series, No. 909, 2002.
155. *Safety evaluation of certain food additives and contaminants*. WHO Food Additives Series, No. 48, 2002.
156. *Compendium of food additive specifications: addendum 9*. FAO Food and Nutrition Paper, No. 52, Add. 9, 2001.
157. *Evaluation of certain veterinary drug residues in food* (Fifty-eighth report of the Joint FAO/WHO Expert Committee on Food Additives). WHO Technical Report Series, No. 911, 2002.
158. *Toxicological evaluation of certain veterinary drug residues in food*. WHO Food Additives Series, No. 49, 2002.
159. *Residues of some veterinary drugs in animals and foods*. FAO Food and Nutrition Paper, No. 41/14, 2002.

160. *Evaluation of certain food additives and contaminants* (Fifty-ninth report of the Joint FAO/WHO Expert Committee on Food Additives). WHO Technical Report Series, No. 913, 2002.
161. *Safety evaluation of certain food additives and contaminants*. WHO Food Additives Series, No. 50, 2003.
162. *Compendium of food additive specifications: addendum 10*. FAO Food and Nutrition Paper No. 52, Add. 10, 2002.
163. *Evaluation of certain veterinary drug residues in food* (Sixtieth report of the Joint FAO/WHO Expert Committee on Food Additives). WHO Technical Report Series, No. 918, 2003.
164. *Toxicological evaluation of certain veterinary drug residues in food*. WHO Food Additives Series, No. 51, 2003.
165. *Residues of some veterinary drugs in animals and foods*. FAO Food and Nutrition Paper, No. 41/15, 2003.
166. *Evaluation of certain food additives and contaminants* (Sixty-first report of the Joint FAO/WHO Expert Committee on Food Additives). WHO Technical Report Series, No. 922, 2004.
167. *Safety evaluation of certain food additives and contaminants*. WHO Food Additives Series, No. 52, 2004.
168. *Compendium of food additive specifications: addendum 11*. FAO Food and Nutrition Paper, No. 52, Add. 11, 2003.
169. *Evaluation of certain veterinary drug residues in food* (Sixty-second report of the Joint FAO/WHO Expert Committee on Food Additives). WHO Technical Report Series, No. 925, 2004.
170. *Residues of some veterinary drugs in animals and foods*. FAO Food and Nutrition Paper, No. 41/16, 2004.
171. *Toxicological evaluation of certain veterinary drug residues in food*. WHO Food Additives Series, No. 53, 2005.
172. *Compendium of food additive specifications: addendum 12*. FAO Food and Nutrition Paper, No. 52, Add. 12, 2004.
173. *Evaluation of certain food additives* (Sixty-third report of the Joint FAO/WHO Expert Committee on Food Additives). WHO Technical Report Series, No. 928, 2005.
174. *Safety evaluation of certain food additives*. WHO Food Additives Series, No. 54, 2005.



175. *Compendium of food additive specifications: addendum 13*. FAO Food and Nutrition Paper, No. 52, Add. 13 (with Errata), 2005.
176. *Evaluation of certain food contaminants* (Sixty-fourth report of the Joint FAO/WHO Expert Committee on Food Additives). WHO Technical Report Series, No. 930, 2005.
177. *Safety evaluation of certain contaminants in food*. WHO Food Additives Series, No. 55/FAO Food and Nutrition Paper, No. 82, 2006.
178. *Evaluation of certain food additives* (Sixty-fifth report of the Joint FAO/WHO Expert Committee on Food Additives). WHO Technical Report Series, No. 934, 2006.
179. *Safety evaluation of certain food additives*. WHO Food Additives Series, No. 56, 2006.
180. *Combined compendium of food additive specifications*. FAO JECFA Monographs 1, Volumes 1–4, 2005, 2006.
181. *Evaluation of certain veterinary drug residues in food* (Sixty-sixth report of the Joint FAO/WHO Expert Committee on Food Additives). WHO Technical Report Series, No. 939, 2006.
182. *Residue evaluation of certain veterinary drugs*. FAO JECFA Monographs 2, 2006.
183. *Toxicological evaluation of certain veterinary drug residues in food*. WHO Food Additives Series, No. 57, 2006.
184. *Evaluation of certain food additives and contaminants* (Sixty-seventh report of the Joint FAO/WHO Expert Committee on Food Additives). WHO Technical Report Series, No. 940, 2007.
185. *Compendium of food additive specifications*. FAO JECFA Monographs 3, 2006.
186. *Safety evaluation of certain food additives and contaminants*. WHO Food Additives Series, No. 58, 2007.
187. *Evaluation of certain food additives and contaminants* (Sixty-eighth report of the Joint FAO/WHO Expert Committee on Food Additives). WHO Technical Report Series, No. 947, 2007.
188. *Safety evaluation of certain food additives and contaminants*. WHO Food Additives Series, No. 59, 2008.
189. *Compendium of food additive specifications*. FAO JECFA Monographs 4, 2007.



190. *Evaluation of certain food additives* (Sixty-ninth report of the Joint FAO/WHO Expert Committee on Food Additives). WHO Technical Report Series, No. 952, 2009.
191. *Safety evaluation of certain food additives*. WHO Food Additives Series, No. 60, 2009.
192. *Compendium of food additive specifications*. FAO JECFA Monographs 5, 2009.
193. *Evaluation of certain veterinary drug residues in food* (Seventieth report of the Joint FAO/WHO Expert Committee on Food Additives). WHO Technical Report Series, No. 954, 2009.
194. *Toxicological evaluation of certain veterinary drug residues in food*. WHO Food Additives Series, No. 61, 2009.
195. *Residue evaluation of certain veterinary drugs*. FAO JECFA Monographs 6, 2009.
196. *Evaluation of certain food additives* (Seventy-first report of the Joint FAO/WHO Expert Committee on Food Additives). WHO Technical Report Series, No. 956, 2010.
197. *Safety evaluation of certain food additives*. WHO Food Additives Series, No. 62, 2010.
198. *Compendium of food additive specifications*. FAO JECFA Monographs 7, 2009.
199. *Evaluation of certain contaminants in food* (Seventy-second report of the Joint FAO/WHO Expert Committee on Food Additives). WHO Technical Report Series, No. 959, 2011.
200. *Safety evaluation of certain contaminants in food*. WHO Food Additives Series, No. 63/FAO JECFA Monographs 8, 2011.
201. *Residue evaluation of certain veterinary drugs*. FAO JECFA Monographs 9, 2010.
202. *Evaluation of certain food additives and contaminants* (Seventy-third report of the Joint FAO/WHO Expert Committee on Food Additives). WHO Technical Report Series, No. 960, 2011.
203. *Safety evaluation of certain food additives*. WHO Food Additives Series, No. 64, 2011.
204. *Compendium of food additive specifications*. FAO JECFA Monographs 10, 2010.

## Annex 2

# Tolerable intakes, other toxicological information and information on specifications

## Food additives considered for specifications only

Food additive	Specifications <sup>a</sup>
Activated carbon	R
Annatto extract (oil-processed bixin)	W
Cassia gum	R
Indigotine	R
Steviol glycosides	R
Sucrose esters of fatty acids	R
Sucrose monoesters of lauric, palmitic or stearic acid	N, T
Titanium dioxide	R

<sup>a</sup> N, new specifications; R, existing specifications revised; T, tentative specifications; W, existing specifications withdrawn.

## Flavouring agents evaluated by the Procedure for the Safety Evaluation of Flavouring Agents<sup>1</sup>

### A. Alicyclic ketones, secondary alcohols and related esters

Flavouring agent	No.	Specifications <sup>a</sup>	Conclusion based on current estimated dietary exposure
Structural class I			
Cyclohexanone diethyl ketal	2051	N	No safety concern
3,3,5-Trimethylcyclohexyl acetate	2053	N	No safety concern
Structural class II			
2-( <i>trans</i> -2-Pentenyl)cyclopentanone	2049	N	No safety concern
2-Cyclopentylcyclopentanone	2050	N	No safety concern

<sup>1</sup> The flavouring agent 2-aminoacetophenone (No. 2043) was on the agenda to be evaluated in the group of aromatic substituted secondary alcohols, ketones and related esters. Although the compound fulfils some of the structural requirements for this group, the main toxicologically relevant structural feature is the amino group; hence, the compound was not evaluated and should be evaluated in the future in the group of aliphatic and aromatic amines and amides. The flavouring agent (±)-2-phenyl-4-methyl-2-hexenal (No. 2069) was on the agenda to be evaluated in the group of benzyl derivatives. However, as this compound did not meet the structural requirements for this group, the compound was not evaluated at this meeting.

(continued)

Flavouring agent	No.	Specifications <sup>a</sup>	Conclusion based on current estimated dietary exposure
2-Cyclohexenone	2052	N	No safety concern
2,6,6-Trimethyl-2-hydroxycyclohexanone	2054	N	No safety concern
Cyclotene propionate	2055	N	No safety concern
Cyclotene butyrate	2056	N	No safety concern
4-(2-Butenylidene)-3,5,5-trimethylcyclohex-2-en-1-one (mixture of isomers)	2057	N	No safety concern
4-Hydroxy-4-(3-hydroxy-1-butenyl)-3,5,5-trimethyl-2-cyclohexen-1-one (mixture of isomers)	2058	N	No safety concern
Structural class III			
(-)-8,9-Dehydrotheaspiron	2059	N	No safety concern
(±)-2,6,10,10-Tetramethyl-1-oxaspiro[4.5]deca-2,6-dien-8-one	2060	N	No safety concern

<sup>a</sup> N, new specifications.

#### *B. Alicyclic primary alcohols, aldehydes, acids and related esters*

Flavouring agent	No.	Specifications <sup>a</sup>	Conclusion based on current estimated dietary exposure
Structural class I			
<i>cis</i> -4-(2,2,3-Trimethylcyclopentyl)-butanoic acid	1899	N	No safety concern
Mixture of 2,4-, 3,5- and 3,6-Dimethyl-3-cyclohexenylcarbaldehyde	1900	N	No safety concern
(±)- <i>cis</i> - and <i>trans</i> -1,2-Dihydroperillaldehyde	1902	N	No safety concern
<i>d</i> -Limonen-10-ol	1903	N	No safety concern
<i>p</i> -Menthan-7-ol	1904	N	No safety concern
<i>p</i> -Menth-1-en-9-ol	1905	N	No safety concern
1,3- <i>p</i> -Menthadien-7-al	1906	N	No safety concern
Structural class II			
Methyl dihydrojasmonate	1898	N	No safety concern
<i>cis</i> - and <i>trans</i> -2-Heptylcyclopropanecarboxylic acid	1907	N	No safety concern
(±)- <i>cis</i> - and <i>trans</i> -2-Methyl-2-(4-methyl-3-pentenyl)cyclopropanecarbaldehyde	1908	N	No safety concern
Structural class III			
Perillaldehyde propyleneglycol acetal	1901	N	No safety concern

<sup>a</sup> N, new specifications.

### C. Aliphatic acyclic and alicyclic $\alpha$ -diketones and related $\alpha$ -hydroxyketones

Flavouring agent	No.	Specifications <sup>a</sup>	Conclusion based on current estimated dietary exposure
Structural class II			
3-Methyl-2,4-nonadione	2032	N	No safety concern
Mixture of 3-Hydroxy-5-methyl-2-hexanone and 2-Hydroxy-5-methyl-3-hexanone	2034	N	No safety concern
3-Hydroxy-2-octanone	2035	N	No safety concern
2,3-Octanedione	2036	N	No safety concern
4,5-Octanedione	2037	N	No safety concern
( $\pm$ )-2-Hydroxypiperitone	2038	N	No safety concern
Structural class III			
Acetoin propyleneglycol ketal	2033	N	No safety concern
1,1'-(Tetrahydro-6a-hydroxy-2,3a,5-trimethylfuro[2,3-d]-1,3-dioxole-2,5-diyl)bis-ethanone	2039	N	No safety concern

<sup>a</sup> N, new specifications.

### D. Aliphatic acyclic and alicyclic terpenoid tertiary alcohols and structurally related substances

Flavouring agent	No.	Specifications <sup>a</sup>	Conclusion based on current estimated dietary exposure
Structural class I			
Dimethylbenzyl carbinyl crotonate	2025	N	No safety concern
Dimethylbenzyl carbinyl hexanoate	2026	N	No safety concern
Caryophyllene alcohol	2027	N	No safety concern
Cubebol	2028	N	No safety concern
(-)-Sclareol	2029	N	No safety concern
(+)-Cedrol	2030	N	No safety concern
$\alpha$ -Bisabolol	2031	N	No safety concern

<sup>a</sup> N, new specifications.

### E. Aliphatic and aromatic amines and amides

Flavouring agent	No.	Specifications <sup>a</sup>	Conclusion based on current estimated dietary exposure
Structural class I			
Choline chloride	2003	N	No safety concern
3-(Methylthio)propylamine	2004	N	No safety concern

(continued)

Flavouring agent	No.	Specifications <sup>a</sup>	Conclusion based on current estimated dietary exposure
Structural class III			
<i>N</i> -Ethyl-2,2-diisopropylbutanamide	2005	N	Additional data required to complete evaluation
Cyclopropanecarboxylic acid (2-isopropyl-5-methyl-cyclohexyl)-amide	2006	N	No safety concern
(±)- <i>N</i> -Lactoyl tyramine	2007	N	Additional data required to complete evaluation
<i>N</i> -(2-(Pyridin-2-yl)ethyl)-3- <i>p</i> -menthanecarboxamide	2008	N	No safety concern
<i>N</i> - <i>p</i> -Benzeneacetone nitrile menthanecarboxamide	2009	N	No safety concern
<i>N</i> -(2-Hydroxyethyl)-2,3-dimethyl-2-isopropylbutanamide	2010	N	Additional data required to complete evaluation
<i>N</i> -(1,1-Dimethyl-2-hydroxyethyl)-2,2-diethylbutanamide	2011	N	Additional data required to complete evaluation

<sup>a</sup> N, new specifications.

#### *F. Aliphatic lactones*

Flavouring agent	No.	Specifications <sup>a</sup>	Conclusion based on current estimated dietary exposure
Structural class II			
5-Pentyl-3H-furan-2-one	1989	N	No safety concern
5-Hydroxy-4-methylhexanoic acid $\delta$ -lactone	1990	N	No safety concern
Isoambrettolide	1991	N	No safety concern
7-Decen-4-olide	1992	N	No safety concern
9-Decen-5-olide	1993	N	No safety concern
8-Decen-5-olide	1994	N	No safety concern
Orin lactone	1995	N	No safety concern
9-Dodecen-5-olide	1996	N	No safety concern
9-Tetradecen-5-olide	1997	N	No safety concern
$\gamma$ -Octadecalactone	1998	N	No safety concern
$\delta$ -Octadecalactone	1999	N	No safety concern
Structural class III			
4-Hydroxy-2-butenic acid $\gamma$ -lactone	2000	N	No safety concern
2-Nonenoic acid $\gamma$ -lactone	2001	N	No safety concern
4-Hydroxy-2,3-dimethyl-2,4-nonadienoic acid $\gamma$ -lactone	2002	N	No safety concern

<sup>a</sup> N, new specifications.

*G. Aliphatic primary alcohols, aldehydes, carboxylic acids, acetals and esters containing additional oxygenated functional groups*

Flavouring agent	No.	Specifications <sup>a</sup>	Conclusion based on current estimated dietary exposure
<b>Structural class I</b>			
Hydroxyacetone	1945	N	No safety concern
Propyl pyruvate	1946	N	No safety concern
Methyl 3-hydroxybutyrate	1947	N	No safety concern
Dodecyl lactate	1948	N	No safety concern
(±)-Ethyl 3-hydroxy-2-methylbutyrate	1949	N	No safety concern
Hexadecyl lactate	1950	N	No safety concern
Methyl 3-acetoxy-2-methylbutyrate	1951	N	No safety concern
1-Hydroxy-4-methyl-2-pentanone	1952	N	No safety concern
Ethyl 2-acetylhexanoate	1953	N	No safety concern
3-Isopropenyl-6-oxoheptanoic acid	1954	N	No safety concern
Ethyl 3-hydroxyoctanoate	1955	N	No safety concern
Methyl 3-acetoxyoctanoate	1956	N	No safety concern
5-Oxooctanoic acid	1957	N	No safety concern
Ethyl 2-acetyloctanoate	1958	N	No safety concern
Ethyl 5-acetoxyoctanoate	1959	N	No safety concern
5-Oxodecanoic acid	1960	N	No safety concern
Ethyl 5-oxodecanoate	1961	N	No safety concern
Ethyl 5-hydroxydecanoate	1962	N	No safety concern
5-Oxododecanoic acid	1963	N	No safety concern
Dimethyl adipate	1964	N	No safety concern
Dipropyl adipate	1965	N	No safety concern
Diisopropyl adipate	1966	N	No safety concern
Diisobutyl adipate	1967	N	No safety concern
Dioctyl adipate	1968	N	No safety concern
Methyl levulinate	1970	N	No safety concern
Propyl levulinate	1971	N	No safety concern
Isoamyl levulinate	1972	N	No safety concern
<i>cis</i> -3-Hexenyl acetoacetate	1974	N	No safety concern
Propyleneglycol diacetate	1976	N	No safety concern
Mixture of 6-(5-Decenoyloxy)-decanoic acid and 6-(6-Decenoyloxy)decanoic acid	1977	N	No safety concern
Propyleneglycol dipropionate	1978	N	No safety concern
Propyleneglycol monobutyrate (mixture of isomers)	1979	N	No safety concern
Propyleneglycol dibutyrate	1980	N	No safety concern
Propyleneglycol mono-2-methylbutyrate (mixture of isomers)	1981	N	No safety concern
Propyleneglycol di-2-methylbutyrate	1982	N	No safety concern
Propyleneglycol monohexanoate (mixture of isomers)	1983	N	No safety concern
Propyleneglycol dihexanoate	1984	N	No safety concern

(continued)

Flavouring agent	No.	Specifications <sup>a</sup>	Conclusion based on current estimated dietary exposure
Propyleneglycol dioctanoate	1985	N	No safety concern
2-Oxo-3-ethyl-4-butanolide	1986	N	No safety concern
Ethyl 5-hydroxyoctanoate	1987	N	No safety concern
Structural class III			
Ethyl acetoacetate ethyleneglycol ketal	1969	N	No safety concern
Ethyl levulinate propyleneglycol ketal	1973	N	Additional data required to complete evaluation
Hydroxycitronellal propyleneglycol acetal	1975	N	No safety concern
Mixture of Isopropylideneglyceryl 5-hydroxyoctanoate and $\delta$ -Decalactone (No. 232)	1988	N	Additional data required to complete evaluation

<sup>a</sup> N, new specifications.

#### *H. Aliphatic secondary alcohols, ketones and related esters and acetals*

Flavouring agent	No.	Specifications <sup>a</sup>	Conclusion based on current estimated dietary exposure
Structural class I			
( $\pm$ )-Octan-3-yl formate	2070	N	No safety concern
2-Pentyl 2-methylpentanoate	2072	N	No safety concern
3-Octyl butyrate	2073	N	No safety concern
Structural class II			
( <i>R</i> )-(-)-1-Octen-3-ol	2071	N	No safety concern
2-Decanone	2074	N	No safety concern
Structural class III			
6-Methyl-5-hepten-2-one propyleneglycol acetal	2075	N	No safety concern
2-Nonanone propyleneglycol acetal	2076	N	No safety concern

<sup>a</sup> N, new specifications.

#### *I. Aromatic substituted secondary alcohols, ketones and related esters*

Flavouring agent	No.	Specifications <sup>a</sup>	Conclusion based on current estimated dietary exposure
Structural class I			
4-Hydroxyacetophenone	2040	N	No safety concern
3-Hydroxy-4-phenylbutan-2-one	2041	N	No safety concern
2-Methoxyacetophenone	2042	N	No safety concern

Flavouring agent	No.	Specifications <sup>a</sup>	Conclusion based on current estimated dietary exposure
2-Methylacetophenone	2044	N	No safety concern
2-Hydroxy-5-methylacetophenone	2045	N	No safety concern
Dihydrogalangal acetate	2046	N	Additional data required to complete evaluation
2,3,3-Trimethylindan-1-one	2047	N	No safety concern
Structural class III			
4-(3,4-Methylenedioxyphenyl)-2-butanone	2048	N	No safety concern

<sup>a</sup> N, new specifications.

### *J. Benzyl derivatives*

Flavouring agent	No.	Specifications <sup>a</sup>	Conclusion based on current estimated dietary exposure
Structural class I			
Benzyl hexanoate	2061	N	No safety concern
<i>o</i> -Anisaldehyde	2062	N	No safety concern
Prenyl benzoate	2063	N	No safety concern
Benzyl levulinate	2064	N	No safety concern
4-Methylbenzyl alcohol	2065	N	No safety concern
Benzyl nonanoate	2066	N	No safety concern
Structural class II			
2-Ethylhexyl benzoate	2068	N	No safety concern
Structural class III			
4-Methylbenzaldehyde propyleneglycol acetal	2067	N	No safety concern

<sup>a</sup> N, new specifications.

### *K. Phenol and phenol derivatives*

Flavouring agent	No.	Specifications <sup>a</sup>	Conclusion based on current estimated dietary exposure
Structural class I			
4-Propenylphenol	2012	N	No safety concern
2,4,6-Trimethylphenol	2013	N	No safety concern
Sodium 3-methoxy-4-hydroxycinnamate	2014	N	No safety concern
Guaicol butyrate	2015	N	No safety concern
Guaicol isobutyrate	2016	N	No safety concern



(continued)

Flavouring agent	No.	Specifications <sup>a</sup>	Conclusion based on current estimated dietary exposure
Guaicol propionate	2017	N	No safety concern
4-(2-Propenyl)phenyl-β-D-glucopyranoside	2018	N	No safety concern
Phenyl butyrate	2019	N	No safety concern
Hydroxy(4-hydroxy-3-methoxyphenyl)acetic acid	2020	N	No safety concern
Structural class II			
1-(4-Hydroxy-3-methoxyphenyl)-decan-3-one	2021	N	No safety concern
Structural class III			
3-(4-Hydroxy-phenyl)-1-(2,4,6-trihydroxy-phenyl)-propan-1-one	2022	N	No safety concern
Magnolol	2023	N	No safety concern
5,7-Dihydroxy-2-(3-hydroxy-4-methoxy-phenyl)-chroman-4-one	2024	N	No safety concern

<sup>a</sup> N, new specifications.

*L. Simple aliphatic and aromatic sulfides and thiols*

Flavouring agent	No.	Specifications <sup>a</sup>	Conclusion based on current estimated dietary exposure
<b>Subgroup i: Simple sulfides</b>			
Structural class I			
Methyl octyl sulfide	1909	N	No safety concern
Methyl 1-propenyl sulfide	1910	N	No safety concern
Di-(1-propenyl)-sulfide (mixture of isomers)	1911	N	No safety concern
Structural class III			
Butanal dibenzyl thioacetal	1939	N	Additional data required to complete evaluation
<b>Subgroup ii: Acyclic sulfides with oxidized side-chains</b>			
Structural class I			
Ethyl 2-hydroxyethyl sulfide	1912	N	No safety concern
2-(Methylthio)ethyl acetate	1913	N	No safety concern
Ethyl 3-(methylthio)-(2Z)-propenoate	1915	N	No safety concern
Ethyl 3-(methylthio)-(2E)-propenoate	1916	N	No safety concern
Ethyl 3-(methylthio)-2-propenoate (mixture of isomers)	1917	N	No safety concern
4-Methyl-2-(methylthiomethyl)-2-pentenal	1918	N	No safety concern
4-Methyl-2-(methylthiomethyl)-2-hexenal	1919	N	No safety concern

Flavouring agent	No.	Specifications <sup>a</sup>	Conclusion based on current estimated dietary exposure
5-Methyl-2-(methylthiomethyl)-2-hexenal	1920	N	No safety concern
Butyl β-(methylthio)acrylate	1921	N	No safety concern
Ethyl 3-(ethylthio)butyrate	1922	N	No safety concern
Methional diethyl acetal	1940	N	No safety concern
3-(Methylthio)propyl hexanoate	1941	N	Additional data required to complete evaluation
Structural class III			
1-(3-(Methylthio)-butyryl)-2,6,6-trimethylcyclohexene	1942	N	No safety concern
<b>Subgroup iii: Cyclic sulfides</b>			
Structural class II			
2-Oxothiolane	1923	N	No safety concern
Structural class III			
(±)- <i>cis</i> - and <i>trans</i> -2-Pentyl-4-propyl-1,3-oxathiane	1943	N	Additional data required to complete evaluation
2-Pentenyl-4-propyl-1,3-oxathiane (mixture of isomers)	1944	N	Additional data required to complete evaluation
<b>Subgroup iv: Simple thiols</b>			
Structural class I			
Dodecanethiol	1924	N	No safety concern
<b>Subgroup v: Thiols with oxidized side-chains</b>			
Structural class I			
2-Hydroxyethanethiol	1925	N	No safety concern
4-Mercapto-4-methyl-2-hexanone	1926	N	No safety concern
3-Mercapto-3-methylbutyl isovalerate	1927	N	No safety concern
(±)-Ethyl 3-mercapto-2-methylbutanoate	1928	N	No safety concern
3-Mercaptohexanal	1929	N	No safety concern
3-Mercaptopropionic acid	1936	N	No safety concern
2-Ethylhexyl 3-mercaptopropionate	1938	N	No safety concern
Structural class III			
3-(Methylthio)propyl mercaptoacetate	1914	N	Additional data required to complete evaluation
<b>Subgroup vii: Simple disulfides</b>			
Structural class I			
Diisoamyl disulfide	1930	N	No safety concern
Butyl propyl disulfide	1932	N	No safety concern
di- <i>sec</i> -Butyl disulfide	1933	N	No safety concern
Structural class III			
Bis(2-methylphenyl) disulfide	1931	N	Additional data required to complete evaluation
Methyl 2-methylphenyl disulfide	1935	N	No safety concern

(continued)

Flavouring agent	No.	Specifications <sup>a</sup>	Conclusion based on current estimated dietary exposure
<b>Subgroup ix: Trisulfides</b>			
Structural class I			
Diisoamyl trisulfide	1934	N	No safety concern
<b>Subgroup xi: Thioesters</b>			
Structural class I			
Methyl isobutanethioate	1937	N	No safety concern

<sup>a</sup> N, new specifications.

## Flavouring agents considered for specifications only

No.	Flavouring agent	Specifications <sup>a</sup>
439	4-Carvomenthenol	R
952	5,6,7,8-Tetrahydroquinoxaline	R

<sup>a</sup> R, revised specifications.

## Contaminants evaluated toxicologically

### *Cadmium*

Since cadmium was last considered by the Committee, there have been a number of new epidemiological studies that have reported cadmium-related biomarkers in urine following environmental exposure. The Committee noted that a large meta-analysis of studies that measured the dose–response relationship between the excretion of  $\beta_2$ -microglobulin and cadmium in urine was available. As the apparent half-life of cadmium in human kidneys is about 15 years, steady state would be achieved after 45–60 years of exposure. Therefore, data relating  $\beta_2$ -microglobulin excretion in urine to cadmium excretion in urine for individuals who are 50 years of age and older provided the most reliable basis on which to determine a critical concentration of cadmium in the urine. An analysis of the group mean data from individuals who were 50 years of age and older showed that the urinary excretion of less than 5.24 (confidence interval 4.94–5.57)  $\mu\text{g}$  of cadmium per gram creatinine was not associated with an increased excretion of  $\beta_2$ -microglobulin. Higher urinary cadmium levels were associated with a steep increase in  $\beta_2$ -microglobulin excretion.

To determine a corresponding dietary exposure that would result in a urinary cadmium concentration at the breakpoint of 5.24 (confidence interval 4.94–5.57)  $\mu\text{g}$  of cadmium per gram creatinine, a one-compartment

toxicokinetic model was used. The lower bound of the 5th population percentile dietary cadmium exposure that equates to the breakpoint was estimated to be 0.8 µg/kg body weight per day or 25 µg/kg body weight per month.

The Committee noted that the existing health-based guidance value for cadmium was expressed on a weekly basis (provisional tolerable weekly intake, or PTWI), but, owing to cadmium's exceptionally long half-life, considered that a monthly value was more appropriate. **The Committee therefore withdrew the PTWI of 7 µg/kg body weight.**

In view of the long half-life of cadmium, daily ingestion in food has a small or even a negligible effect on overall exposure. In order to assess long- or short-term risks to health due to cadmium exposure, total or average intake should be assessed over months, and tolerable intake should be assessed over a period of at least 1 month. To encourage this view, the Committee decided to express the tolerable intake as a monthly value in the form of a provisional tolerable monthly intake (PTMI). **The Committee established a PTMI of 25 µg/kg body weight.**

The estimates of exposure to cadmium through the diet for all age groups, including consumers with high exposure and subgroups with special dietary habits (e.g. vegetarians), examined by the Committee at this meeting are below the PTMI.

### *Lead*

Exposure to lead is associated with a wide range of effects, including various neurodevelopmental effects, mortality (mainly due to cardiovascular diseases), impaired renal function, hypertension, impaired fertility and adverse pregnancy outcomes. For children, impaired neurodevelopment is generally associated with lower blood lead concentrations than the other effects, the weight of evidence is greater for neurodevelopmental effects than for other health effects, and the results across studies are more consistent than those for other effects. For adults, the adverse effect associated with lowest blood lead concentrations for which the weight of evidence is greatest and most consistent is a lead-associated increase in systolic blood pressure. Therefore, the Committee concluded that the effects on neurodevelopment and increase in systolic blood pressure provided the appropriate bases for dose–response analyses.

Based on the dose–response analyses, the Committee estimated that the previously established PTWI of 25 µg/kg body weight is associated with a decrease of at least 3 intelligence quotient (IQ) points in children and an increase in systolic blood pressure of approximately 3 mmHg (0.4 kPa) in adults. These changes are important when viewed as a shift in the distribution

of IQ or blood pressure within a population. **The Committee therefore concluded that the PTWI could no longer be considered health protective and withdrew it.**

Because the dose–response analyses do not provide any indication of a threshold for the key effects of lead, the Committee concluded that it was not possible to establish a new PTWI that would be considered to be health protective. The dose–response analyses conducted by the Committee should be used to identify the magnitude of effect associated with identified levels of dietary lead exposure in different populations.

The Committee reaffirmed that because of the neurodevelopmental effects, fetuses, infants and children are the subgroups that are most sensitive to lead. The mean dietary exposure estimates of children aged about 1–4 years range from 0.03 to 9 µg/kg body weight per day. The health impact at the lower end of this range (0.03 µg/kg body weight per day) is considered negligible by the Committee, because it is below the exposure level of 0.3 µg/kg body weight per day calculated to be associated with a population decrease of 0.5 IQ points. The higher end of the exposure range (9 µg/kg body weight per day) is higher than the level of 1.9 µg/kg body weight per day calculated to be associated with a population decrease of 3 IQ points, which is deemed by the Committee to be a concern. For adults, the mean dietary lead exposure estimates range from 0.02 to 3.0 µg/kg body weight per day. The lower end of this range (0.02 µg/kg body weight per day) is considerably below the exposure level of 1.2 µg/kg body weight per day calculated by the Committee to be associated with a population increase in systolic blood pressure of 1 mmHg (0.1 kPa). The Committee considered that any health risk that would be expected to occur at this exposure level is negligible. At the higher end of the range (3.0 µg/kg body weight per day), a population increase of approximately 2 mmHg (0.3 kPa) in systolic blood pressure would be expected to occur. An increase of this magnitude has been associated, in a large meta-analysis, with modest increases in the risks of ischaemic heart disease and cerebrovascular stroke. The Committee considered this to be of some concern, but less than that for the neurodevelopmental effects observed in children.

The Committee stressed that these estimates are based on dietary exposure (mainly food) and that other sources of exposure to lead also need to be considered.

The Committee concluded that, in populations with prolonged dietary exposures to lead that are in the higher end of the ranges identified above, measures should be taken to identify major contributing sources and foods and, if appropriate, to identify methods of reducing dietary exposure that are commensurate with the level of risk reduction.

## **Further information required or desired**

### **$\beta$ -apo-8'-carotenal, $\beta$ -apo-8'-carotenoic acid ethyl ester and $\beta$ -carotene (synthetic)**

The revision of the specifications monographs of  $\beta$ -apo-8'-carotenal,  $\beta$ -apo-8'-carotenoic acid ethyl ester and  $\beta$ -carotene (synthetic) was deferred to a future meeting, pending submission of the data necessary for revision of purity tests for carotenoids and subsidiary colouring matter.

### **Sucrose monoesters of lauric, palmitic or stearic acid**

A test method capable of distinguishing sucrose monoesters of lauric, palmitic or stearic acid from sucrose esters of fatty acids is needed. The tentative specifications for sucrose monoesters of lauric, palmitic or stearic acid will be withdrawn if the requested data are not received by the end of 2011.

### **Additional data required to complete the evaluation according to the Procedure for the Safety Evaluation of Flavouring Agents**

Additional data are required to complete the toxicological evaluations of 13 flavouring agents (Nos 1914, 1931, 1939, 1941, 1943, 1944, 1973, 1988, 2005, 2007, 2010, 2011 and 2046).

### **HPLC methods for subsidiary dyes and isomers in food colours**

The Committee noted the need for high-performance liquid chromatographic (HPLC) methods for the separation and quantification of subsidiary dyes and isomers in food colours to replace the paper chromatographic method in Volume 4 of the *Combined Compendium of Food Additive Specifications* (FAO JECFA Monographs 1, 2006) (Annex 1, reference 180). To this end, producers of food colours, industries and organizations are encouraged to notify the FAO JECFA Secretariat of the availability of appropriate methods.



**Summary of the safety evaluation of  
the secondary components for  
flavouring agents with minimum  
assay values of less than 95%**



JECFA No.	Flavouring agent	Minimum assay value	Secondary components	Comments on secondary components
Alicyclic ketones, secondary alcohols and related esters				
2053	3,3,5-Trimethylcyclohexyl acetate	90	6–7% 3,3,5-trimethylcyclohexanol	3,3,5-Trimethylcyclohexanol (No. 1099) was evaluated by the Committee at its fifty-ninth meeting (Annex 1, reference 160) and found to be of no safety concern at estimated dietary exposures as a flavouring agent.
2055	Cyclotene propionate	92	4–5% cyclotene	Cyclotene (No. 418) was evaluated by the Committee at its fifty-fifth meeting (Annex 1, reference 149) and was concluded to be of no safety concern at estimated dietary exposures as a flavouring agent.
Alicyclic primary alcohols, aldehydes, acids and related esters				
1898	Methyl dihydrojasmonate	85	9–11% methyl epi-dihydrojasmonate	Methyl epi-dihydrojasmonate is expected to share the same metabolic fate as the primary substance, i.e. hydrolysis to the corresponding acid and alcohol, followed by complete metabolism in the fatty acid pathway or tricarboxylic acid cycle. It does not present a safety concern at current estimated dietary exposures to the flavouring agent.
1901	Perillaldehyde propyleneglycol acetal	91	3–4% perillaldehyde; 2–3% propylene glycol	Perillaldehyde (No. 973) and propylene glycol are metabolites of the primary substance and are considered not to present a safety concern at current estimated dietary exposures.
1902	(±)- <i>cis</i> - and <i>trans</i> -1,2-Dihydroperillaldehyde	80	10–11% <i>trans</i> -4-isopropyl-cyclohexane-1-carboxaldehyde; 4–5% <i>cis</i> -4-isopropyl-	<i>Trans</i> -4-Isopropyl-cyclohexane-1-carboxaldehyde, <i>cis</i> -4-isopropyl-cyclohexane-1-carboxaldehyde and 4-isopropenyl-cyclohex-1-enecarboxaldehyde are expected to share the same metabolic fate as the primary substance, i.e. oxidation of the aldehyde to the carboxylic acid,

1906	cyclohexane-1-carboxaldehyde; 1–2% 4-isopropenylcyclohex-1-enecarboxaldehyde	5–6% cumin aldehyde	91	<p>1,3-<i>p</i>-Menthadien-7-al</p>	<p>followed by glucuronic acid conjugation. They do not present a safety concern at current estimated dietary exposures to the flavouring agent.</p>
1908	(±)- <i>cis</i> - and <i>trans</i> -2-Methyl-2-(4-methyl-3-pentenyl)cyclopropanecarbaldehyde	5–10% [2-methyl-2-(4-methylpent-3-en-1-yl)cyclopropyl]methanol	90	<p>(±)-<i>cis</i>- and <i>trans</i>-2-Methyl-2-(4-methyl-3-pentenyl)cyclopropanecarbaldehyde</p>	<p>Cumin aldehyde (No. 868) was evaluated by the Committee at its fifty-seventh meeting (Annex 1, reference 154) and was concluded to be of no safety concern at estimated dietary exposures to the flavouring agent. [2-Methyl-2-(4-methylpent-3-en-1-yl)cyclopropyl]methanol is a metabolite of the primary substance and is expected to share the same metabolic fate, i.e. oxidation to the carboxylic acid, followed by glucuronic acid conjugation. It does not present a safety concern at current estimated dietary exposures to the flavouring agent.</p>
2027	Aliphatic acyclic and alicyclic terpenoid tertiary alcohols and structurally related substances	3–6% dihydrocloven-9-ol	92	<p>Caryophyllene alcohol</p>	<p>Dihydrocloven-9-ol is expected to share the same metabolic fate as the primary substance, i.e. formation of the glucuronic acid conjugate and elimination in the urine. It does not present a safety concern at current estimated dietary exposures to the flavouring agent.</p>
2031	α-Bisabolol	1–2% β-bisabolol	93		<p>β-Bisabolol is expected to share the same metabolic fate as the primary substance, i.e. formation of the glucuronic acid conjugate and elimination in the urine. It does not present a safety concern at current estimated dietary exposures to the flavouring agent.</p>

(continued)

JECFA No.	Flavouring agent	Minimum assay value	Secondary components	Comments on secondary components
Aliphatic and aromatic amines and amides				
2007	(±)- <i>N</i> -Lactoyl tyramine	90	2–3% lactic acid; 2–3% ethyl lactate	Lactic acid (No. 930) and ethyl lactate (No. 931) were evaluated by the Committee at its fifty-seventh meeting (Annex 1, reference 154) and were concluded to be of no safety concern at estimated dietary exposures as flavouring agents.
2009	<i>N</i> - <i>p</i> -Benzeneacetoneitrile menthanecarboxamide	94	2–5% <i>N</i> - <i>p</i> -benzeneacetoneitrile menthanecarboxamide, (1 <i>R</i> , 3 <i>S</i> , 4 <i>S</i> ); neo-isomer	<i>N</i> - <i>p</i> -Benzeneacetoneitrile menthanecarboxamide, (1 <i>R</i> , 3 <i>S</i> , 4 <i>S</i> ) is expected to share the same metabolic fate as the primary substance, i.e. oxidation followed by elimination. It does not present a safety concern at current estimated dietary exposures to the flavouring agent.
Aliphatic lactones				
2002	4-Hydroxy-2,3-dimethyl-2,4-nonadienoic acid $\gamma$ -lactone	93	1–2% 3,4-dimethyl 5-ketobutanoic acid $\gamma$ -lactone	3,4-Dimethyl 5-ketobutanoic acid $\gamma$ -lactone is expected to share the same metabolic fate as the primary substance, i.e. hydrolysis, followed by complete metabolism in the fatty acid pathway or tricarboxylic acid cycle. It does not present a safety concern at current estimated dietary exposures to the flavouring agent.
Aliphatic primary alcohols, aldehydes, carboxylic acids, acetals and esters containing additional oxygenated functional groups				
1948	Dodecyl lactate	88	10% dodecanol	Dodecanol is a metabolite of the primary substance and is expected to share the same metabolic fate, i.e. hydrolysis to the corresponding acid and alcohol, followed by complete metabolism in the fatty acid pathway or tricarboxylic acid cycle. It does not present a safety concern at current estimated dietary exposures to the flavouring agent.

1950	Hexadecyl lactate	88	15% 1-hexadecanol	1-Hexadecanol (No. 114) was evaluated by the Committee at its forty-ninth meeting (Annex 1, reference 131) and was concluded to be of no safety concern at estimated dietary exposures to the flavouring agent.
1962	Ethyl 5-hydroxydecanoate	56	40–42% $\delta$ -decalactone	$\delta$ -Decalactone (No. 232) was evaluated by the Committee at its fifty-fifth meeting (Annex 1, reference 149) and was concluded to be of no safety concern at estimated dietary exposures to the flavouring agent.
1974	<i>cis</i> -3-Hexenyl acetate	93	2–3% <i>cis</i> -3-hexenol	<i>cis</i> -3-Hexenol is a metabolite of the primary substance and is expected to share the same metabolic fate, i.e. hydrolysis to the corresponding acid and alcohol, followed by complete metabolism in the fatty acid pathway or tricarboxylic acid cycle. It does not present a safety concern at current estimated dietary exposures to the flavouring agent.
1979	Propyleneglycol monobutyrate	88	6–10% propyleneglycol dibutyrate	Propyleneglycol dibutyrate (No. 1980) was evaluated at the current meeting and was considered not to present a safety concern at current estimated dietary exposures to the flavouring agent.
1987	Ethyl 5-hydroxyoctanoate	50	5–6% ethanol; 17–18% 1,5-octanolide; 21–24% 5-hydroxydecanoic acid and ethyl-5-hydroxyoctanoate ester	Ethanol (No. 41) was evaluated by the Committee at its forty-sixth meeting (Annex 1, reference 122) and was concluded to be of no safety concern at estimated dietary exposures to the flavouring agent. 1,5-Octanolide, 5-hydroxydecanoic acid and ethyl-5-hydroxyoctanoate ester are metabolites of the primary substance and expected to share the same metabolic fate as the primary substance, i.e. hydrolysis to the corresponding acid and alcohol, followed by complete metabolism in the fatty acid pathway or tricarboxylic acid cycle. They do not present a safety concern at current estimated dietary exposures to the flavouring agent.

(continued)

JECFA No.	Flavouring agent	Minimum assay value	Secondary components	Comments on secondary components
1988	Mixture of Isopropylideneglyceryl 5-hydroxydecanoate and $\delta$ -Decalactone (No. 232)	73	The mixture contains 25% isopropylideneglyceryl 5-hydroxydecanoate and 47–49% $\delta$ -decalactone (No. 232); other components are 22–24% 2,2-dimethyl-1,3-dioxolane-4-methanol and 1–5% 2-propyl 5-hydroxydecanoate	Isopropylideneglyceryl 5-hydroxydecanoate, $\delta$ -decalactone (No. 232), 2,2-dimethyl-1,3-dioxolane-4-methanol and 2-propyl 5-hydroxydecanoate are expected to share the same metabolic fate, i.e. hydrolysis to the corresponding acid and alcohol, followed by complete metabolism in the fatty acid pathway or tricarboxylic acid cycle. They do not present a safety concern at current estimated dietary exposures to the flavouring agent.
2075	Aliphatic secondary alcohols, ketones and related esters and acetals 6-Methyl-5-hepten-2-one propyleneglycol acetal	88	7–9% 6-methyl-6-hepten-2-one propyleneglycol acetal	6-Methyl-6-hepten-2-one propyleneglycol acetal is expected to share the same metabolic fate as the primary substance, i.e. hydrolysis to the corresponding ketone and diol, followed by complete metabolism in the fatty acid pathway or tricarboxylic acid cycle. It does not present a safety concern at current estimated dietary exposures to the flavouring agent.
2041	Aromatic substituted secondary alcohols, ketones and related esters 3-Hydroxy-4-phenylbutan-2-one	93	3–5% 4-hydroxy-4-phenylbutan-2-one	4-Hydroxy-4-phenylbutan-2-one is expected to share the same metabolic fate as the primary substance, i.e. reduction of the ketone to the corresponding secondary alcohol, followed by formation of the glucuronic acid conjugate and elimination in the urine.

Phenol and phenol derivatives		It does not present a safety concern at current estimated dietary exposures to the flavouring agent.	
2014	Sodium 3-methoxy-4-hydroxycinnamate	93	2–5% vanillin
An ADI of 0–10 mg/kg bw was established for vanillin by the Committee at its eleventh meeting (Annex, reference 14). At the fifty-seventh meeting of the Committee, when vanillin (No. 889) was evaluated using the Procedure, vanillin was concluded to be of no safety concern at estimated dietary exposures to the flavouring agent, and the ADI was maintained (Annex 1, reference 154).			
2023	Magnolol	92	3–7% honokiol; 1–2% eudesmol
Honokiol and eudesmol are expected to share the same metabolic fate as the primary substance, i.e. formation of the glucuronic acid conjugate and elimination in the urine. They do not present a safety concern at current estimated dietary exposures to the flavouring agent.			
Simple aliphatic and aromatic sulfides and thiols			
1915	Ethyl 3-(methylthio)-(2Z)-propenoate	88	7–9% ethyl 3-(methylthio)-(2E)-propenoate (No. 1916)
Ethyl 3-(methylthio)-(2E)-propenoate (No. 1916) is expected to share the same metabolic fate as the primary substance, i.e. oxidation of the sulfur to the corresponding sulfoxide or sulfone in addition to ester hydrolysis to the corresponding alcohol and carboxylic acid, followed by glucuronic acid conjugation. It does not present a safety concern at current estimated dietary exposures to the flavouring agent.			

(continued)

JECFA No.	Flavouring agent	Minimum assay value	Secondary components	Comments on secondary components
1916	Ethyl 3-(methylthio)-(2E)-propenoate	81	14–16% ethyl 3-(methylthio)-(2Z)-propenoate (No. 1915)	Ethyl 3-(methylthio)-(2Z)-propenoate (No. 1915) is expected to share the same metabolic fate as the primary substance, i.e. oxidation of the sulfur to the corresponding sulfoxide or sulfone in addition to ester hydrolysis to the corresponding alcohol and carboxylic acid, followed by glucuronic acid conjugation. It does not present a safety concern at current estimated dietary exposures to the flavouring agent.
1932	Butyl propyl disulfide	51	24–25% dipropyl disulfide; 23–24% dibutyl disulfide	Dipropyl disulfide and dibutyl disulfide are expected to share the same metabolic fate as the primary substance, i.e. reduction of the disulfide, followed by formation of mixed disulfides with glutathione and cysteine. They do not present a safety concern at current estimated dietary exposures to the flavouring agent.
1944	2-Pentenyl-4-propyl-1,3-oxathiane (mixture of isomers)	88	5–8% 2-[(2E)-pent-2-en-1-yl]-4-propyl-1,3-oxathiane; 2–3% 2-[(1Z)-pent-1-en-1-yl]-4-propyl-1,3-oxathiane	2-[(2E)-Pent-2-en-1-yl]-4-propyl-1,3-oxathiane and 2-[(1Z)-pent-1-en-1-yl]-4-propyl-1,3-oxathiane are expected to share the same metabolic fate as the primary substance, i.e. oxidation to the sulfoxide and sulfone and hydrolysis to the thioalcohol, which may undergo further oxidation, alkylation or conjugation. They do not present a safety concern at current estimated dietary exposures to the flavouring agent.

## Annex 5

# Food categories and standard portion sizes to be used in the additional method for making estimates of dietary exposure to flavouring agents

Table A1 contains the food categories and the standard portion sizes (expressed as consumed) to be used in the additional method for making estimates of dietary exposure to flavouring agents. The complete classification can be found online at <http://www.codexalimentarius.net/gsfaonline/foods/index.html>. The portion sizes were derived from “Reference amounts customarily consumed per eating occasion” in Title 21 of the United States Code of Federal Regulations, Part 101.12(b) (<http://cfr.vlex.com/vid/customarily-consumed-eating-occasion-19705320>). If specific information were available to indicate that a flavouring agent would be used only in a more refined subcategory, an appropriate estimate of a portion size for that subcategory could be provided by the industry in place of the value for the broader category.

Table A1

**Food categorization system for the General Standard for Food Additives (first sub-level only) with standard portion sizes**

Food category	Standard portion sizes (g)
<b>01.0 Dairy products, excluding products of category 02.0</b>	
01.1 Milk and dairy-based drinks	200
01.2 Fermented and renneted milk products (plain), excluding food category 01.1.2 (dairy-based drinks)	200
01.3 Condensed milk and analogues	NF
01.4 Cream (plain) and the like	NF
01.5 Milk powder and cream powder and powder analogues (plain)	NF
01.6 Cheese and analogues	40
01.7 Dairy-based desserts (e.g. pudding, fruit or flavoured yoghurt)	125
01.8 Whey and whey products, excluding whey cheese	NF
<b>02.0 Fats and oils and fat emulsions</b>	
02.1 Fats and oils essentially free from water	15



Table A1 (continued)

Food category	Standard portion sizes (g)
02.2 Fat emulsions mainly of type water-in-oil	15
02.3 Fat emulsions mainly of type water-in-oil, including mixed and/or flavoured products based on fat emulsions	15
02.4 Fat-based desserts excluding dairy-based dessert products of category 01.7	50
<b>03.0 Edible ices, including sherbet and sorbet</b>	50
<b>04.0 Fruits and vegetables (including mushrooms and fungi, roots and tubers, pulses and legumes and aloe vera), seaweeds, and nuts and seeds</b>	
04.1 Fruit	
04.1.2 Processed fruit	125
04.2 Vegetables (including mushrooms and fungi, roots and tubers, pulses and legumes and aloe vera), seaweeds, and nuts and seeds	
04.2.2 Processed vegetables and nuts and seeds	200
<b>05.0 Confectionery</b>	
05.1 Cocoa products and chocolate products, including imitations and chocolate substitutes	40
05.2 Confectionery including hard and soft candy and nougats etc. other than 5.1, 5.3 and 5.4	30
05.3 Chewing gum	3
05.4 Decorations (e.g. for fine bakery wares), toppings (non-fruit) and sweet sauces	35
<b>06.0 Cereals and cereal products derived from cereal grains, from roots and tubers, and pulses and legumes, excluding bakery wares of food category 07.0</b>	
06.1 Whole, broken or flaked grain, including rice	NF
06.2 Flours and starches (including soybean powder)	NF
06.3 Breakfast cereals, including rolled oats	30
06.4 Pastas and noodles and like products (e.g. rice paper, rice vermicelli, soybean pasta and noodles)	200
06.5 Cereal and starch-based desserts (e.g. rice pudding, tapioca pudding)	200
06.6 Batters (e.g. for breading or batters for fish or poultry)	30
06.7 Pre-cooked or processed rice products, including rice cakes (Oriental type only)	200
06.8 Soybean products (excluding soybean products of food category 12.9 and fermented soybean products of food category 12.10)	100
<b>07.0 Bakery wares</b>	
07.1 Bread and ordinary bakery wares	50
07.2 Fine bakery wares (sweet, salty, savoury) and mixed	80
<b>08.0 Meat and meat products, including poultry and game</b>	
08.1 Fresh meat, poultry and game	NF
08.2 Processed meat, poultry and game products in whole pieces or cuts	100
08.3 Processed comminuted meat, poultry and game products	100

Food category	Standard portion sizes (g)
08.4 Edible casings (e.g. sausage casings)	NF
<b>09.0 Fish and fish products, including molluscs, crustaceans and echinoderms</b>	
09.1 Fresh fish and fish products, including molluscs, crustaceans and echinoderms	
09.1.1 Fresh fish	NF
09.1.2 Fresh molluscs, crustaceans and echinoderms	NF
09.2 Processed fish and fish products, including molluscs, crustaceans and echinoderms	100
09.3 Semi-preserved fish and fish products, including molluscs, crustaceans and echinoderms	100
09.4 Fully preserved, including canned or fermented fish and fish products, including molluscs, crustaceans and echinoderms	100
<b>10.0 Eggs and egg products</b>	
10.1 Fresh eggs	NF
10.2 Egg products	100
10.3 Preserved eggs, including alkaline, salted and canned eggs	100
10.4 Egg-based desserts (e.g. custard)	125
<b>11.0 Sweeteners, including honey</b>	
11.1 Refined and raw sugar	10
11.2 Brown sugar excluding products of food category 11.1.3	10
11.3 Sugar solutions and syrups, and (partially) inverted sugars, including molasses and treacle excluding products of food category 11.1.3	30
11.4 Other sugars and syrups (e.g. xylose, maple syrup, sugar toppings)	30
11.5 Honey	15
11.6 Table-top sweeteners, including those containing high-intensity sweeteners	15
<b>12.0 Salts, spices, soups, sauces, salads, protein products (including soybean protein products) and fermented soybean products</b>	
12.1 Salt and salt substitutes	NF
12.2 Herbs, spices, seasonings and condiments (e.g. seasoning for instant noodles)	1
12.3 Vinegars	15
12.4 Mustards	15
12.5 Soups and broths	200
12.6 Sauces and like products	30
12.7 Salads (e.g. macaroni salad, potato salad) and sandwich spreads excluding cocoa- and nut-based spreads of food categories	120 / 20*
12.8 Yeast and like products	NF
12.9 Protein products	15
12.10 Fermented soybean products	40

Table A1 (continued)

Food category	Standard portion sizes (g)
<b>13.0 Foodstuffs intended for particular nutritional uses</b>	
13.1 Infant formulae and follow-on formulae, and formulae for special medical purposes for infants	NC
13.2 Complementary foods for infants and young children	NC
13.3 Dietetic foods intended for special medical purposes	NC
13.4 Dietetic formulae for slimming purposes and weight reduction	NC
13.5 Dietetic foods other than 13.1–13.4	NC
13.6 Food supplements	5
<b>14.0 Beverages, excluding dairy products</b>	
14.1 Non-alcoholic ("soft") beverages	300
14.2 Alcoholic beverages, including alcohol-free and low-alcoholic counterparts	
14.2.1 Beer and malt beverages	300
14.2.3 Grape wines	150
14.2.5 Mead	
14.2.6 Spirituous beverages	30
<b>15.0 Ready-to-eat savouries</b>	
15.1 Snacks, potato-, cereal-, flour- or starch-based (from roots and tubers, pulses and legumes)	30
15.2 Processed nuts, including coated nuts and nut mixtures (with e.g. dried fruit)	30
15.3 Snacks – fish based	30
<b>16.0 Composite foods (e.g. casseroles, meat pies, mincemeat) – foods that could not be placed in categories 01–15</b>	<b>NF</b>

\* 120 for salads and 20 for spreads.

NF, Not flavoured; appears in those categories that would not be expected to contain any flavouring agent.

NC, Not considered; appears in those categories that would not be considered in an assessment of dietary exposure to flavour.

This report represents the conclusions of a Joint FAO/WHO Expert Committee convened to evaluate the safety of various flavouring agents, with a view to concluding as to safety concerns and to preparing specifications for identity and purity. The Committee also evaluated the risk posed by two food contaminants, with the aim of deriving tolerable intakes where appropriate and advising on risk management options for the purpose of public health protection.

The first part of the report contains a general discussion of the principles governing the toxicological evaluation of and assessment of dietary exposure to food additives (particularly flavouring agents) and contaminants. A summary follows of the Committee's evaluations of technical, toxicological and dietary exposure data for 12 groups of flavouring agents (alicyclic ketones, secondary alcohols and related esters; alicyclic primary alcohols, aldehydes, acids and related esters; aliphatic acyclic and alicyclic  $\alpha$ -diketones and related  $\alpha$ -hydroxyketones; aliphatic acyclic and alicyclic terpenoid tertiary alcohols and structurally related substances; aliphatic and aromatic amines and amides; aliphatic lactones; aliphatic primary alcohols, aldehydes, carboxylic acids, acetals and esters containing additional oxygenated functional groups; aliphatic secondary alcohols, ketones and related esters and acetals; aromatic substituted secondary alcohols, ketones and related esters; benzyl derivatives; phenol and phenol derivatives; and simple aliphatic and aromatic sulfides and thiols) and two food contaminants (cadmium and lead).

Specifications for the following food additives were revised: activated carbon, cassia gum, indigotine, steviol glycosides, sucrose esters of fatty acids, sucrose monoesters of lauric, palmitic or stearic acid and titanium dioxide. Specifications for the following flavouring agents were revised: 4-carvomenthol and 5,6,7,8-tetrahydroquinoxaline.

Annexed to the report are tables summarizing the Committee's recommendations for dietary exposures to and toxicological evaluations of the flavouring agents and contaminants considered.

This report represents the conclusions of a Joint FAO/WHO Expert Committee convened to evaluate the safety of various flavouring agents, with a view to concluding as to safety concerns and to preparing specifications for identity and purity. The Committee also evaluated the risk posed by two food contaminants, with the aim of deriving tolerable intakes where appropriate and advising on risk management options for the purpose of public health protection.

The first part of the report contains a general discussion of the principles governing the toxicological evaluation of and assessment of dietary exposure to food additives (particularly flavouring agents) and contaminants. A summary follows of the Committee's evaluations of technical, toxicological and dietary exposure data for 12 groups of flavouring agents (alicyclic ketones, secondary alcohols and related esters; alicyclic primary alcohols, aldehydes, acids and related esters; aliphatic acyclic and alicyclic  $\alpha$ -diketones and related  $\alpha$ -hydroxyketones; aliphatic acyclic and alicyclic terpenoid tertiary alcohols and structurally related substances; aliphatic and aromatic amines and amides; aliphatic lactones; aliphatic primary alcohols, aldehydes, carboxylic acids, acetals and esters containing additional oxygenated functional groups; aliphatic secondary alcohols, ketones and related esters and acetals; aromatic substituted secondary alcohols, ketones and related esters; benzyl derivatives; phenol and phenol derivatives; and simple aliphatic and aromatic sulfides and thiols) and two food contaminants (cadmium and lead).

Specifications for the following food additives were revised: activated carbon, cassia gum, indigotine, steviol glycosides, sucrose esters of fatty acids, sucrose monoesters of lauric, palmitic or stearic acid and titanium dioxide. Specifications for the following flavouring agents were revised: 4-carvomenthol and 5,6,7,8-tetrahydroquinoxaline.

Annexed to the report are tables summarizing the Committee's recommendations for dietary exposures to and toxicological evaluations of the flavouring agents and contaminants considered.

ISBN 978 92 4 120960 1



9 789241 209601